

Wall valve clockwise closing 1/2" - Brushed Durabronz (23kt Gold)

SERIES SPECIFIC


36 607 740 Product version from 7/1/2023




- without rosette
- handle Ø 60mm
- without marking
- head part with cut-to-length spindle and sleeve
- WRAS


	Brushed Durabronz (23kt Gold)	36 607 740-28
	Chrome	36 607 740-00
	Brushed Platinum	36 607 740-06
	Dark Chrome	36 607 740-19
	Light Gold	36 607 740-26
	Brushed Light Gold	36 607 740-27
	Matte Black	36 607 740-33
	Brushed Dark Brass	36 607 740-39
	Brushed Bronze	36 607 740-42
	Brushed Champagne (22kt Gold)	36 607 740-46
	Champagne (22kt Gold)	36 607 740-47
	Brushed Chrome	36 607 740-93
	Brushed Dark Platinum	36 607 740-99

Required miscellaneous

	Wall valve 1/2" - •max. recess depth 145 mm •min. recess depth 85 mm	35 607 970 90
---	---	---------------

Required miscellaneous

	Wall valve 1/2" - •max. recess depth 145 mm •min. recess depth 85 mm	35 607 970 90
---	---	---------------



Codes & Standards			
DIN 4109	EN 1111	EN 200	ISO 3822
Scottish Water Byelaws	UK Water Supply Regulations	Ü-Zeichen	

Certificates and sustainability				
DVGW_DW-6501DN0	WRAS_2011	LGA_38	LGA_29	WRAS_2010
DVGW_DW-6512DN0	LGA_29			



Spare parts list

No.	Item Number	Name	Quantity used	Delivery time
12	90 90 03 143 00 90	top	1.00	2
6	04 29 06 020 00-00	spindle	1.00	10
1	09 20 74 004-28	handle	1.00	20
5	09 27 74 004-28	rosette	1.00	20
8	09 29 06 020-28	spindle	1.00	-
Spare part can no longer be ordered, please order the replacement item				
4	09 31 11 055 90	pin	1.00	2
2	04 27 74 004 00-28	rosette	1.00	20
3	90 12 12 002 00 90	fixing cap	1.00	2
11	09 30 01 107 90	sleeve	1.00	2
9	90 14 15 020 03 90	ring	1.00	2
7	90 14 10 060 00 90	seal	1.00	2
10	90 23 30 023 00 90	nut	1.00	2