














TARA Wall-mounted basin mixer without pop-up waste - Brushed Dark Platinum


TARA

36 707 892	Product version from 4/1/2024		
	<ul style="list-style-type: none"> <li>• 160mm projection</li> <li>• fixed spout</li> <li>• circular, air-enriched flow</li> <li>• hole diameter valve 40 mm</li> <li>• hole diameter spout 40 mm</li> <li>• rosettes Ø 55 mm</li> <li>• max. flow 7 l/min</li> <li>• lead-free</li> <li>• WRAS</li> <li>• This product can help a building meet the requirements of Green Building Rating Systems, e.g. LEED®, BREEAM®, DGNB</li> </ul>	<div>  <div>Brushed Dark Platinum</div> </div> <div>36 707 892-99</div>	
		<div>  <div>Chrome</div> </div> <div>36 707 892-00</div>	
		<div>  <div>Brushed Platinum</div> </div> <div>36 707 892-06</div>	
		<div>  <div>Platinum</div> </div> <div>36 707 892-08</div>	
		<div>  <div>Dark Chrome</div> </div> <div>36 707 892-19</div>	
		<div>  <div>Brushed Durabross (23kt Gold)</div> </div> <div>36 707 892-28</div>	
		<div>  <div>Matte Black</div> </div> <div>36 707 892-33</div>	
		<div>  <div>Brushed Bronze</div> </div> <div>36 707 892-42</div>	
		<div>  <div>Brushed Champagne (22kt Gold)</div> </div> <div>36 707 892-46</div>	
		<div>  <div>Champagne (22kt Gold)</div> </div> <div>36 707 892-47</div>	
		<div>  <div>Brushed Chrome</div> </div> <div>36 707 892-93</div>	

Required miscellaneous

	<b>Concealed wall-mounted mixer centred spout -</b> <ul style="list-style-type: none"> <li>• max. recess depth 145 mm</li> <li>• min. recess depth 85 mm</li> </ul>	35 700 970 90
---	---	---------------

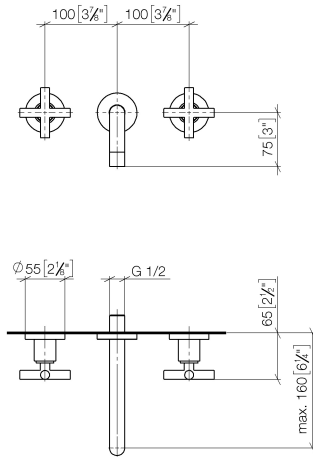
Required miscellaneous

	<b>Concealed wall-mounted mixer variable positioning -</b> <ul style="list-style-type: none"> <li>• min. recess depth 85 mm</li> <li>• max. recess depth 145 mm</li> </ul>	35 720 970 90
---	--	---------------

## TARA Wall-mounted basin mixer without pop-up waste - Brushed Dark Platinum

TARA

36 707 892 Product version from 4/1/2024  
mm [inches]



### Flow rate chart



### Codes & Standards

DIN 4109	EN 200	ISO 3822	Scottish Water Byelaws
UK Water Supply Regulations	Ü-Zeichen	VA-Zeichen	XP P 41-280



TARA Wall-mounted basin mixer without pop-up waste - Brushed Dark Platinum

TARA

36 707 892    Product version from 4/1/2024

Certificates and sustainability

WRAS_2107	LGA_18	ACS_20 ACC LY	ETA_19
-----------	--------	---------------	--------



## Spare parts list

No.	Item Number	Name	Quantity used	Delivery time
6	04 28 22 089 10-99	spout	1.00	20
1	90 90 03 157 00 90	top	2.00	2
3	09 24 03 081 10 90	extension	1.00	2
2	36 310 892-99	connection	2.00	20
5	09 27 22 503-99	rosette	1.00	20
7	90 23 01 019 00-99	aerator	1.00	20
4	90 14 10 026 00 90	seal	1.00	2