










## SERENITY SKY Rain panel for recessed ceiling installation - Brushed Dark Platinum

41 770 979



- exposed trim parts
- Rain panel with 2 different spray modes
- PURIFY RAIN, 175 x 175 mm, max. flow rate 10 l/min (at 3 bar)
- FULL RAIN, 455 x 315 mm, max. flow rate 14 l/min (at 3 bar)
- Rain panel, 600 x 420 mm
- min. recess depth 150 mm
- weight 15kg
- feed pipe (hot/cold): 2x DN 20
- with anti-scale system
- Recommended control element: xTool
- Not suitable for use in a steam room.

|   |                               |               |
|---|-------------------------------|---------------|
|  | Brushed Dark Platinum         | 41 770 979-99 |
|  | Chrome                        | 41 770 979-00 |
|  | Dark Chrome                   | 41 770 979-19 |
|  | Brushed Bronze                | 41 770 979-42 |
|  | Brushed Champagne (22kt Gold) | 41 770 979-46 |
|  | Champagne (22kt Gold)         | 41 770 979-47 |
|  | Brushed Stainless Steel       | 41 770 979-86 |

### Required miscellaneous



#### **SERENITY SKY Concealed ceiling installation box -** 35 770 970 90

- concealed rough parts
- 2x female thread 1/2" connections
- flush-mounted reflection box, 662 x 482 mm, RAL 9003, Signal White
- min. recess depth mm
- weight 15kg
- Recommended control element: xTool

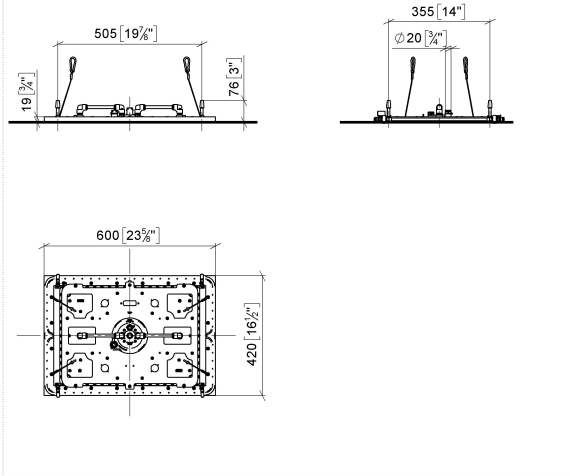


# SERENITY SKY Rain panel for recessed ceiling installation - Brushed Dark Platinum

41 770 979

mm [inches]

1:10



## Flow rate chart

