

MEM Bath cascade spout without diverter for deck mounting - Platinum

MEM

13 630 740

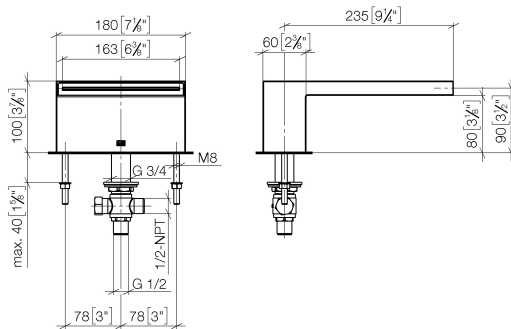


- 235mm projection
- cascade
- height of mixer 100 mm
- height up to aerator 80 mm
- hole diameter 32 mm
- 1/2" connection
- max. flow 26.5 l/min at 3 bar flow pressure
- WRAS 240502023, 1809016

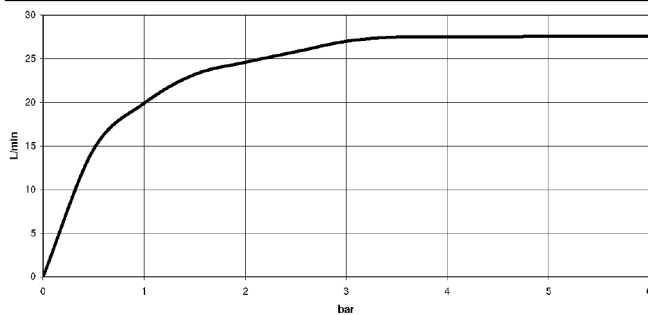
	Platinum	13 630 740-08
	Chrome	13 630 740-00
	Brushed Platinum	13 630 740-06
	Dark Chrome	13 630 740-19
	Brushed Durabronze (23kt Gold)	13 630 740-28
		13 630 740-39
	Brushed Bronze	13 630 740-42
		13 630 740-43
	Brushed Champagne (22kt Gold)	13 630 740-46
	Champagne (22kt Gold)	13 630 740-47
	Brushed Dark Platinum	13 630 740-99

13 630 740

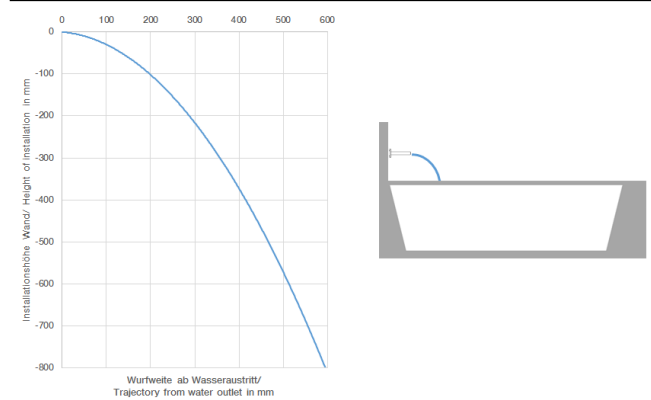
mm [inches]



Flow rate chart



Trajectory diagram



Codes & Standards

ASME A112.18.1

cUPC

DIN 4109

ISO 3822

Scottish Water
Byelaws

UK Water Supply
Regulations

Ü-Zeichen



MEM Bath cascade spout without diverter for deck mounting - Platinum

MEM

13 630 740

Certificates

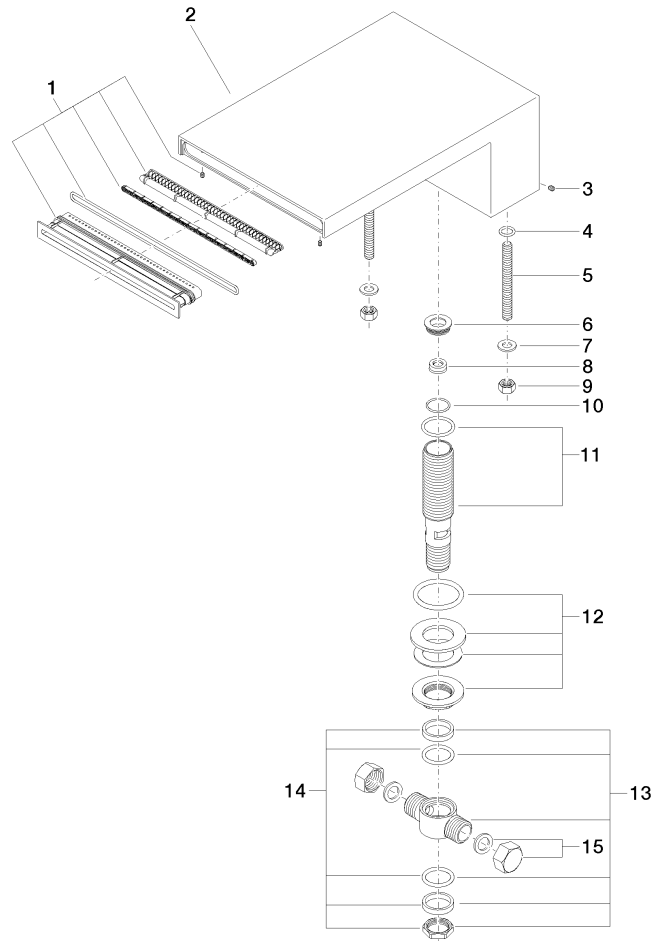
IAPMO_4976

LGA_19

WRAS_240502

13 630 740

Parts for other
finishes can be found
here: [Chrome](#)





MEM Bath cascade spout without diverter for deck mounting - Platinum

MEM

13 630 740

Spare parts list

No.	Item Number	Name	Quantity used	Delivery time
	90 29 03 059 00 90	insert	20	2