








## MEM Bath spout without diverter for free-standing assembly - Dark Chrome

MEM

13 672 780

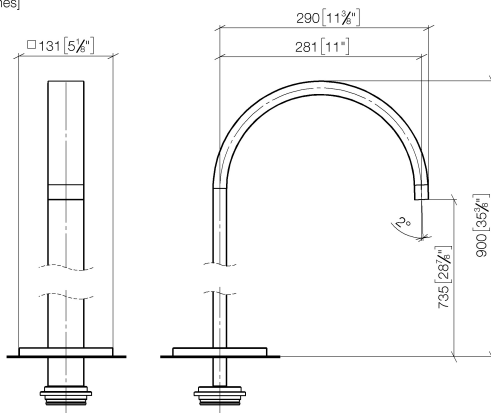


- 280mm projection
- cascade
- total height 830 - 900 mm
- height up to aerator 665 – 735 mm
- push-on rosette 130 x 130 mm
- max. flow 47.8 l/min at 3 bar flow pressure
- WRAS

	Dark Chrome	13 672 780-19
	Chrome	13 672 780-00
	Brushed Platinum	13 672 780-06
	Platinum	13 672 780-08
	Brushed Durabronze (23kt Gold)	13 672 780-28
	Brushed Champagne (22kt Gold)	13 672 780-46
	Champagne (22kt Gold)	13 672 780-47

13 672 780

mm [inches]



### Flow rate chart



### Codes & Standards

ASME A112.18.1

cUPC

DIN 4109

ISO 3822

Scottish Water  
Byelaws

UK Water Supply  
Regulations

Ü-Zeichen



MEM Bath spout without diverter for free-standing assembly - Dark Chrome

MEM

13 672 780

Certificates and sustainability

IAPMO_4976	LGA_18	WRAS_250602
------------	--------	-------------

## MEM Bath spout without diverter for free-standing assembly - Dark Chrome

MEM

13 672 780

Parts for other  
finishes can be found  
here: [Chrome](#)

