

TARA Bath mixer for wall mounting with hand shower set - Champagne (22kt Gold)

TARA




25 133 882 Product version from 5/27/2021



- spout: circular, air-enriched flow
- max. flow 22 l/min at 3 bar flow pressure
- Hand shower: COMPACT RAIN, max. flow rate 6.8 l/min (at 3 bar)
- complete hand shower set with anti-scale system
- 240mm projection
- rotary diverter for bath/shower
- slide-on rosettes Ø 65 mm
- rosette for shower holder Ø 50mm
- 1/2" connection
- gauge 150 mm - 15 mm
- metal shower hose 1250mm with integrated anti-twist protection
- WRAS

Intrinsic protection against back flow.

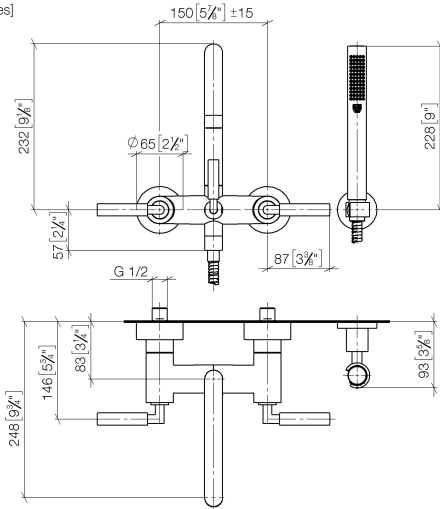
Stand pipes combination possible on request (special production).

	Champagne (22kt Gold)	25 133 882-47
	Chrome	25 133 882-00
	Brushed Platinum	25 133 882-06
	Platinum	25 133 882-08
	Dark Chrome	25 133 882-19
	Brushed Durabronze (23kt Gold)	25 133 882-28
	Matte Black	25 133 882-33
	Brushed Dark Brass	25 133 882-39
	Brushed Champagne (22kt Gold)	25 133 882-46
	Brushed Chrome	25 133 882-93
	Brushed Dark Platinum	25 133 882-99

TARA Bath mixer for wall mounting with hand shower set - Champagne (22kt Gold)

TARA

25 133 882 Product version from 5/27/2021
mm [inches] $150 \left[5\frac{7}{8} \right] \pm 15$



Flow rate chart



Codes & Standards

DIN 4109

ISO 3822

Scottish Water Byelaws

UK Water Supply Regulations

Ü-Zeichen



TARA Bath mixer for wall mounting with hand shower set - Champagne (22kt Gold)

TARA

25 133 882 Product version from 5/27/2021

Certificates and sustainability

WRAS_2210

LGA_18

TARA Bath mixer for wall mounting with hand shower set - Champagne (22kt Gold)

TARA

25 133 882 Product version from 5/27/2021

Parts for other
finishes can be found
here: [Chrome](#)

