

## Shower set without hand shower - Brushed Chrome















## SERIES SPECIFIC

26 413 625 Product version from 10/1/2023



- slide bar
- Pipe diameter 18 mm
- rosette Ø 55 mm
- gauge 800 mm
- metal shower hose 1750mm with integrated anti-twist protection
- shower hose connector 3/8"
- WRAS

This article does not include a hand shower!

	Brushed Chrome	26 413 625-93
	Chrome	26 413 625-00
	Brushed Platinum	26 413 625-06
	Platinum	26 413 625-08
	Dark Chrome	26 413 625-19
	Light Gold	26 413 625-26
	Brushed Light Gold	26 413 625-27
	Brushed Durabronze (23kt Gold)	26 413 625-28
	Matte Black	26 413 625-33
	Brushed Dark Brass	26 413 625-39
	Brushed Bronze	26 413 625-42
	Brushed Dark Bronze (PVD)	26 413 625-43
	Brushed Champagne (22kt Gold)	26 413 625-46
	Champagne (22kt Gold)	26 413 625-47
	Brushed Dark Platinum	26 413 625-99

26 413 625

Product version from 10/1/2023



Codes & Standards			
ASME A112.18.1	cUPC	Scottish Water Byelaws	UK Water Supply Regulations
XP P 41-280			

Certificates and sustainability		
WRAS_2009	ACS_20 ACC LY	IAPMO_4976

## Shower set without hand shower - Brushed Chrome

SERIES SPECIFIC

26 413 625 Product version from 10/1/2023

Parts for other  
finishes can be found  
here: [Chrome](#)



### Spare parts list

No.	Item Number	Name	Quantity used	Delivery time
6	28 322 970-93	Metal shower hose 1/2" x 3/8" x 1750 mm - Brushed Chrome	1.00	20
4	05 28 22 590 01-93	bar	1.00	20
5	12 580 970-93	Slide unit - Brushed Chrome	1.00	60
3	08 27 62 500-93	rosette	2.00	20
1	05 17 62 500 00 90	fixing set	2.00	2
2	90 14 10 032 00 90	seal	2.00	2