

Hand shower set - Matte Black

























SERIES SPECIFIC



27 805 625 Product version from 6/30/2015 to 6/3/2020



- COMPACT RAIN, max. flow rate 15 l/min (at 3 bar)
- spray head Ø 100mm
- three settings: normal flow, soft flow, massage flow
- with anti-scale system
- metal shower hose 1250mm with integrated anti-twist protection
- shower holder rosette Ø 55mm
- WRAS

Intrinsic protection against back flow.

	Matte Black	27 805 625-33
	Chrome	27 805 625-00
	Chrome	27 805 625-00 0010
	Brushed Platinum	27 805 625-06
	Brushed Platinum	27 805 625-06 0010
	Dark Chrome	27 805 625-19
	Dark Chrome	27 805 625-19 0010
	Light Gold	27 805 625-26 0010
	Light Gold	27 805 625-26
	Brushed Light Gold	27 805 625-27 0010
	Brushed Light Gold	27 805 625-27
	Brushed Durabronze (23kt Gold)	27 805 625-28
	Brushed Durabronze (23kt Gold)	27 805 625-28 0010
	Matte Black	27 805 625-33 0010
	Brushed Bronze	27 805 625-42
	Brushed Bronze	27 805 625-42 0010
	Brushed Champagne (22kt Gold)	27 805 625-46
	Brushed Champagne (22kt Gold)	27 805 625-46 0010
	Champagne (22kt Gold)	27 805 625-47
	Champagne (22kt Gold)	27 805 625-47 0010
	Brushed Chrome	27 805 625-93
	Brushed Chrome	27 805 625-93 0010
	Brushed Dark Platinum	27 805 625-99 0010
	Brushed Dark Platinum	27 805 625-99

Recommended miscellaneous			Recommended miscellaneous		
	Concealed wall elbow -	35 085 970 90		Wall elbow - Matte Black	28 450 625-33
	<ul style="list-style-type: none"> •max. recess depth 163 mm •min. recess depth 90 mm 				

27 805 625 Product version from 6/30/2015 to 6/3/2020

mm [inches]



Flow rate chart



Codes & Standards

DIN 4109

ISO 3822

Scottish Water
Byelaws

UK Water Supply
Regulations

Ü-Zeichen



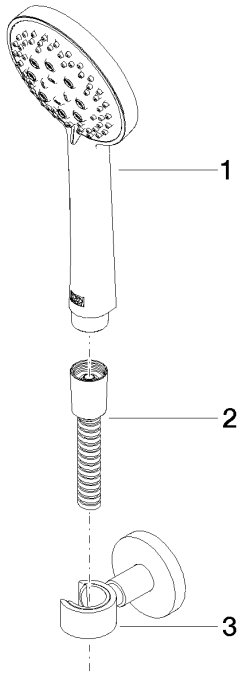
Hand shower set - Matte Black

SERIES SPECIFIC

27 805 625 Product version from 6/30/2015 to 6/3/2020

Certificates and sustainability

LGA_29	LGA_29	WRAS_2304
--------	--------	-----------



Spare parts list

No.	Item Number	Name	Quantity used	Delivery time
3	28 050 625-33	Wall bracket - Matte Black	1.00	10
2	90 30 02 072 00-33	Metal shower hose 1/2" x 3/8" x 1250 mm - Matte Black	1.00	30
1	90 12 11 173 00-33	shower	1.00	30