

Hand shower set with individual rosettes FlowReduce - Chrome























SERIES SPECIFIC

27 808 980 Product version from 4/1/2024



- COMPACT RAIN, max. flow rate 6.8 l/min (at 3 bar)
- with anti-scale system
- 3/8" shower outlet
- rosette for wall elbow 60 x 60mm
- rosette for shower holder 60 x 60mm
- metal shower hose 1250mm with integrated anti-twist protection
- 1/2" wall elbow
- This product can help a building meet the requirements of Green Building Rating Systems, e.g. LEED®, BREEAM®, DGNB

Intrinsic protection against back flow.

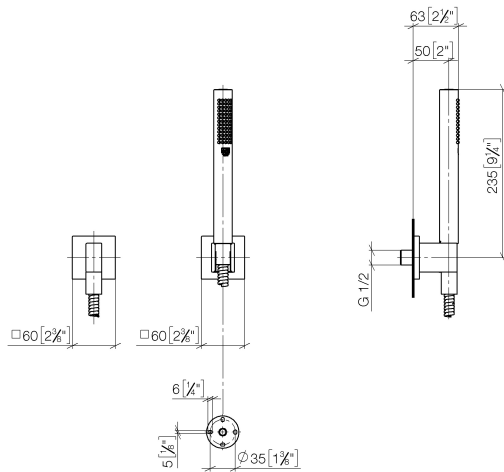
	Chrome	27 808 980-00 0010
	Chrome	27 808 980-00
	Brushed Platinum	27 808 980-06
	Brushed Platinum	27 808 980-06 0010
	Platinum	27 808 980-08
	Platinum	27 808 980-08 0010
	Dark Chrome	27 808 980-19
	Dark Chrome	27 808 980-19 0010
	Brushed Light Gold	27 808 980-27 0010
	Brushed Light Gold	27 808 980-27
	Brushed Durabass (23kt Gold)	27 808 980-28 0010
	Brushed Durabass (23kt Gold)	27 808 980-28
	Matte Black	27 808 980-33
	Matte Black	27 808 980-33 0010
	Brushed Dark Brass	27 808 980-39 0010
	Brushed Dark Brass	27 808 980-39
	Brushed Champagne (22kt Gold)	27 808 980-46 0010
	Champagne (22kt Gold)	27 808 980-47 0010
	Brushed Chrome	27 808 980-93
	Brushed Chrome	27 808 980-93 0010
	Brushed Dark Platinum	27 808 980-99
	Brushed Dark Platinum	27 808 980-99 0010

Recommended miscellaneous

	<div>Concealed wall elbow -</div> <ul style="list-style-type: none"> •max. recess depth 163 mm •min. recess depth 90 mm 	35 085 970 90
---	---	---------------

27 808 980 Product version from 4/1/2024

mm [inches]



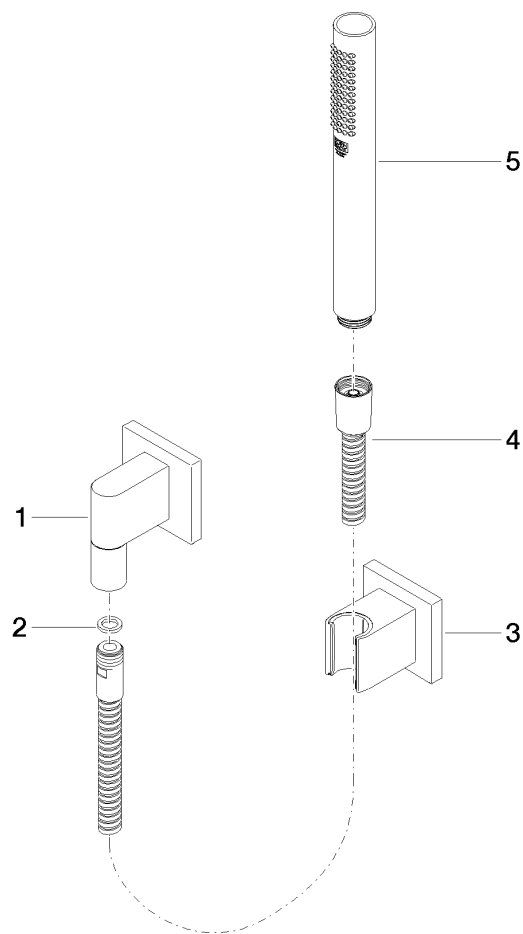
Codes & Standards

ASME A112.18.1	cUPC	DIN 4109	ISO 3822
----------------	------	----------	----------

Ü-Zeichen

Certificates and sustainability

LGA_29	IAPMO_4976
--------	------------



Spare parts list

No.	Item Number	Name	Quantity used	Delivery time
1	28 450 980-00	Wall elbow - Chrome	1.00	10
3	28 050 980-00	Wall bracket - Chrome	1.00	10
4	90 30 02 072 00-00	Metal shower hose 1/2" x 3/8" x 1250 mm - Chrome	1.00	10
2	90 14 20 026 00 90	seal	1.00	2
5	90 12 11 140 41-00	shower	1.00	10