

Hand shower set with individual rosettes - Brushed Chrome

27 808 980 Product version from 6/3/2020



- COMPACT RAIN, max. flow rate 15 l/min (at 3 bar)
- with anti-scale system
- 3/8" shower outlet
- rosette for wall elbow 60 x 60mm
- rosette for shower holder 60 x 60mm
- metal shower hose 1250mm with integrated anti-twist protection
- 1/2" wall elbow
- WRAS

Intrinsic protection against back flow.

	Brushed Chrome	27 808 980-93
	Chrome	27 808 980-00
	Chrome	27 808 980-00 0010
	Brushed Platinum	27 808 980-06
	Brushed Platinum	27 808 980-06 0010
	Platinum	27 808 980-08
	Platinum	27 808 980-08 0010
	Dark Chrome	27 808 980-19
	Dark Chrome	27 808 980-19 0010
	Brushed Light Gold	27 808 980-27 0010
	Brushed Light Gold	27 808 980-27
	Brushed Durabass (23kt Gold)	27 808 980-28 0010
	Brushed Durabass (23kt Gold)	27 808 980-28
	Matte Black	27 808 980-33
	Matte Black	27 808 980-33 0010
	Brushed Champagne (22kt Gold)	27 808 980-46 0010
	Champagne (22kt Gold)	27 808 980-47 0010
	Brushed Chrome	27 808 980-93 0010
	Brushed Dark Platinum	27 808 980-99
	Brushed Dark Platinum	27 808 980-99 0010

Recommended miscellaneous



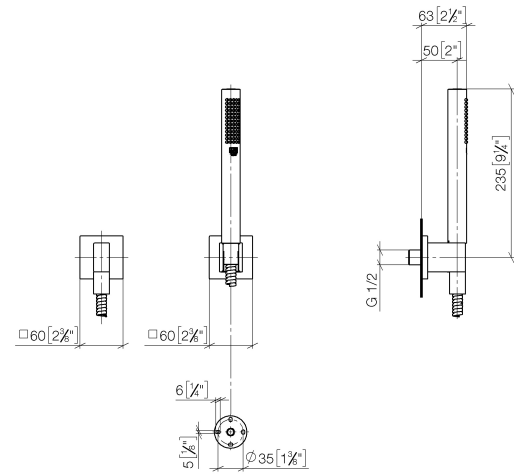
- Concealed wall elbow -**
- max. recess depth mm
 - min. recess depth mm

35 085 970 90

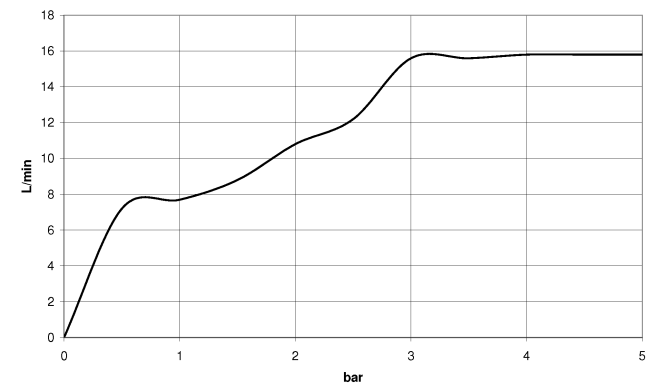
Hand shower set with individual rosettes - Brushed Chrome

27 808 980 Product version from 6/3/2020

mm [inches]



Flow rate chart



Codes & Standards

DIN 4109

EN 1717

ISO 3822

Scottish Water
Byelaws

UK Water Supply
Regulations

Ü-Zeichen



Hand shower set with individual rosettes - Brushed Chrome

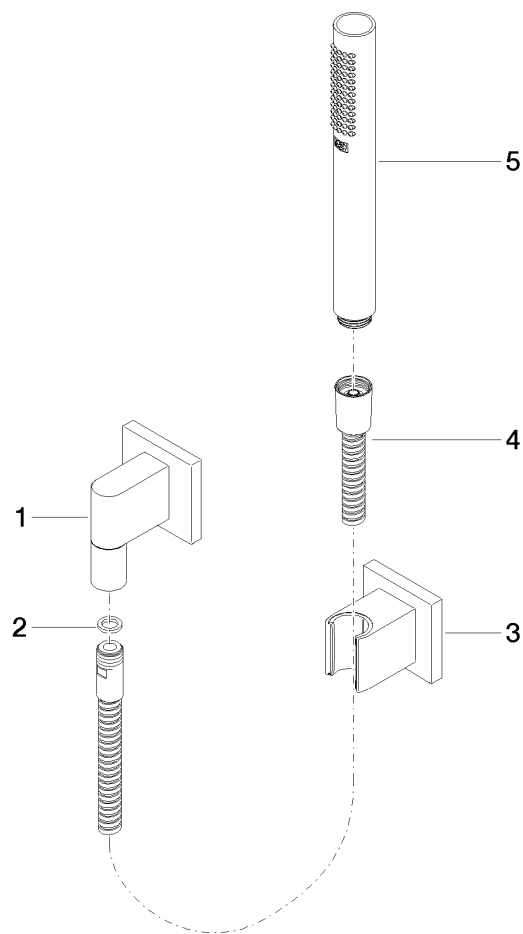
27 808 980 Product version from 6/3/2020

Certificates

LGA_29 Belgaqua_22_280_2 WRAS_2209

Hand shower set with individual rosettes - Brushed Chrome

27 808 980 Product version from 6/3/2020



Spare parts list

No.	Item Number	Name	Quantity used	Delivery time
1	28 450 980-93	Wall elbow - Brushed Chrome	1	10
2	90 14 20 026 00 90	seal	1	2
3	28 050 980-93	Wall bracket - Brushed Chrome	1	20
4	90 30 02 072 00-93	Metal shower hose 1/2" x 3/8" x 1250 mm - Brushed Chrome	1	20
5	90 12 11 140 40-93	shower	1	20