



























## Hand shower - Brushed Durabrand (23kt Gold)

28 012 979 Product version from 4/1/2024



- Four settings: COMPACT RAIN, COMPACT SOFT FLOW, COMPACT AQUAPRESSURE FLOW, COMPACT CASCADE, max. flow rate 15 l/min (at 3 bar)
- with anti-scale system
- spray head Ø 120mm
- 1/2" connection

Intrinsic protection against back flow.

|   |                               |                    |
|---|-------------------------------|--------------------|
|    | Brushed Durabrand (23kt Gold) | 28 012 979-28      |
|    | Chrome                        | 28 012 979-00 0010 |
|    | Chrome                        | 28 012 979-00      |
|    | Brushed Platinum              | 28 012 979-06 0010 |
|    | Brushed Platinum              | 28 012 979-06      |
|    | Platinum                      | 28 012 979-08 0010 |
|    | Platinum                      | 28 012 979-08      |
|    | Dark Chrome                   | 28 012 979-19      |
|    | Dark Chrome                   | 28 012 979-19 0010 |
|   | Light Gold                    | 28 012 979-26 0010 |
|  | Light Gold                    | 28 012 979-26      |
|  | Brushed Light Gold            | 28 012 979-27 0010 |
|  | Brushed Light Gold            | 28 012 979-27      |
|  | Brushed Durabrand (23kt Gold) | 28 012 979-28 0010 |
|  | Matte Black                   | 28 012 979-33 0010 |
|  | Matte Black                   | 28 012 979-33      |
|  | Brushed Bronze                | 28 012 979-42 0010 |
|  | Brushed Bronze                | 28 012 979-42      |
|  | Brushed Champagne (22kt Gold) | 28 012 979-46 0010 |
|  | Brushed Champagne (22kt Gold) | 28 012 979-46      |
|  | Champagne (22kt Gold)         | 28 012 979-47      |
|  | Champagne (22kt Gold)         | 28 012 979-47 0010 |
|  | Brushed Chrome                | 28 012 979-93      |
|  | Brushed Chrome                | 28 012 979-93 0010 |
|  | Brushed Dark Platinum         | 28 012 979-99      |
|  | Brushed Dark Platinum         | 28 012 979-99 0010 |



## Hand shower - Brushed Durabrass (23kt Gold)

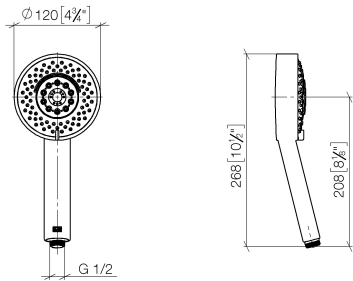
---

28 012 979 Product version from 4/1/2024

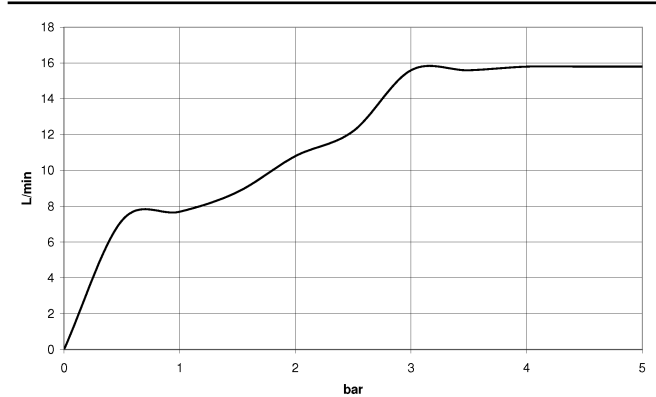
# Hand shower - Brushed Durabron (23kt Gold)

28 012 979    Product version from 4/1/2024

mm [inches]



Flow rate chart



## Codes & Standards

|          |          |           |
|----------|----------|-----------|
| DIN 4109 | ISO 3822 | Ü-Zeichen |
|----------|----------|-----------|



## Hand shower - Brushed Durabrass (23kt Gold)

---

28 012 979 Product version from 4/1/2024

### Certificates

---

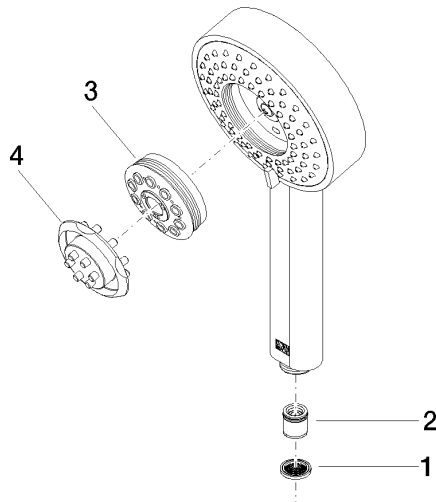
LGA\_29



# Hand shower - Brushed Durabross (23kt Gold)

28 012 979    Product version from 4/1/2024

Parts for other  
finishes can be found  
here: [Chrome](#)



## Spare parts list

| No. | Item Number        | Name                | Quantity used | Delivery time |
|-----|--------------------|---------------------|---------------|---------------|
| 1   | 09 23 01 039 90    | sieve               | 1             | 2             |
| 2   | 09 23 01 046 90    | back-flow preventer | 1             | 2             |
| 3   | 04 12 11 071 00 90 | shower              | 1             | 2             |
| 4   | 09 30 09 022 90    | key                 | 1             | 2             |