










VAIA Wall elbow - Chrome

28 450 809
Product version from 7/6/2018



- 3/8" shower outlet
- rosette Ø 60 mm
- 1/2" connection
- WRAS

Intrinsic protection against back flow.

	Chrome	28 450 809-00
	Brushed Platinum	28 450 809-06
	Platinum	28 450 809-08
	Dark Chrome	28 450 809-19
	Brushed Durabrass (23kt Gold)	28 450 809-28
	Brushed Bronze	28 450 809-42
	Brushed Champagne (22kt Gold)	28 450 809-46
	Champagne (22kt Gold)	28 450 809-47
	Brushed Dark Platinum	28 450 809-99

Recommended miscellaneous



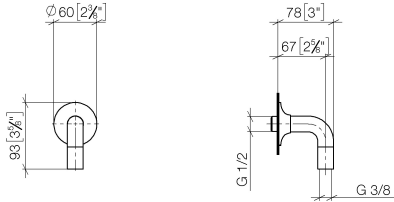
- Concealed wall elbow -**
 - max. recess depth mm
 - min. recess depth mm

35 085 970 90

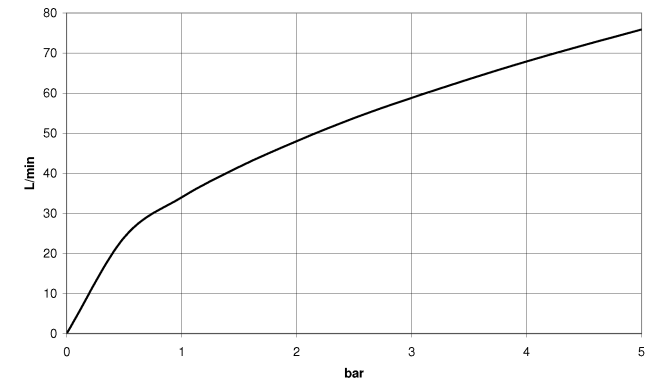
VAIA Wall elbow - Chrome

28 450 809 Product version from 7/6/2018

mm [inches]



Flow rate chart



Codes & Standards

ASME A112.18.1	cUPC	EN 1717	Scottish Water Byelaws
----------------	------	---------	------------------------

UK Water Supply Regulations



VAIA Wall elbow - Chrome

28 450 809 Product version from 7/6/2018

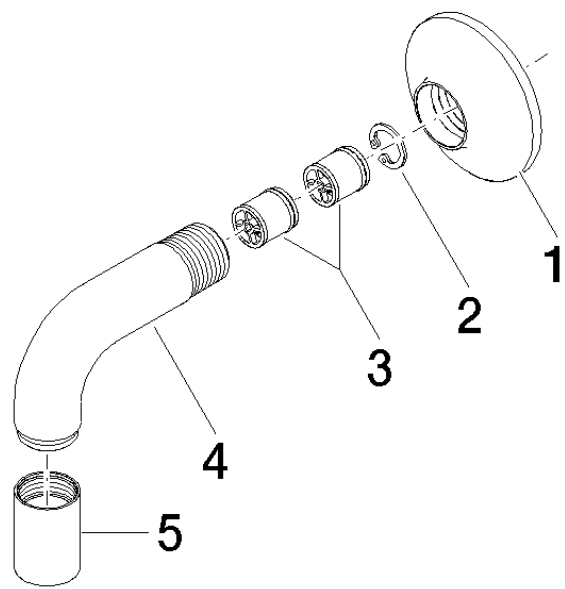
Certificates

Belgaqua_22_280_2 IAPMO_4976

WRAS_240702

VAIA Wall elbow - Chrome

28 450 809 Product version from 7/6/2018



Spare parts list

No.	Item Number	Name	Quantity used	Delivery time
1	90 27 80 021 00-00	rosette	1	10
2	09 16 01 014 90	ring	1	2
3	90 23 01 141 00 90	back-flow preventer	2	2
4	09 11 03 123-00	connection	1	10
5	90 21 02 069 00-00	cover	1	10