














Shower head - Brushed Chrome

28 504 979 Product version from 10/1/2023



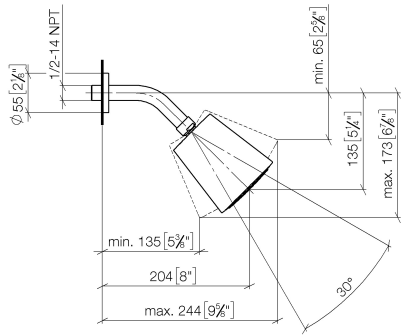
- 180-210mm projection
- ball-joint pivotable through 30°
- PURIFY RAIN, max. flow rate 7 l/min (at 3 bar)
- Function from: 6 l/min
- with anti-scale system
- spray head Ø 100mm
- rosette Ø 55 mm
- 1/2" connection

	Brushed Chrome	28 504 979-93
	Chrome	28 504 979-00
	Brushed Platinum	28 504 979-06
	Platinum	28 504 979-08
	Dark Chrome	28 504 979-19
	Light Gold	28 504 979-26
	Brushed Light Gold	28 504 979-27
	Brushed Durabronze (23kt Gold)	28 504 979-28
	Matte Black	28 504 979-33
	Brushed Bronze	28 504 979-42
	Brushed Champagne (22kt Gold)	28 504 979-46
	Champagne (22kt Gold)	28 504 979-47
	Brushed Dark Platinum	28 504 979-99

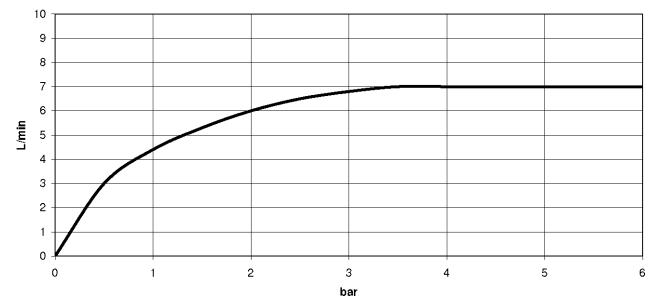
Shower head - Brushed Chrome

28 504 979 Product version from 10/1/2023

mm [inches]



Flow rate chart



Codes & Standards

DIN 4109

EN 1112

ISO 3822

Ü-Zeichen



Shower head - Brushed Chrome

28 504 979 Product version from 10/1/2023

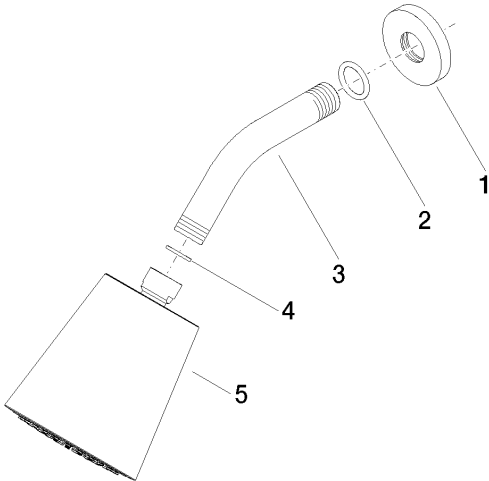
Certificates

DVGW_DW- LGA_19
6517DN0

Shower head - Brushed Chrome

28 504 979 Product version from 10/1/2023

Parts for other
finishes can be found
here: [Chrome](#)



Spare parts list

No.	Item Number	Name	Quantity used	Delivery time
1	09 27 22 503-93	rosette	1	20
2	90 14 10 026 00 90	seal	1	2
3	09 11 03 011-93	connection	1	20
4	90 14 20 002 00 90	seal	1	2
5	90 12 05 054 00-93	shower	1	20