

MADISON Shower head FlowReduce - Chrome

MADISON













28 508 360



- spray head Ø 94mm
- Three settings: COMPACT RAIN, COMPACT SOFT FLOW, COMPACT AQUAPRESSURE FLOW, max. flow rate 7.6 l/min (at 3 bar)
- Function from: l/min
- with anti-scale system

Technical data:

- 200mm projection
- ball-joint pivotable through 30°
- rosette Ø 55 mm
- 1/2" connection

	Chrome	28 508 360-00 0010
	Chrome	28 508 360-00
	Brushed Platinum	28 508 360-06 0010
	Brushed Platinum	28 508 360-06
	Platinum	28 508 360-08 0010
	Platinum	28 508 360-08
	Durabrand (23kt Gold)	28 508 360-09 0010
	Durabrand (23kt Gold)	28 508 360-09
	Brushed Durabrand (23kt Gold)	28 508 360-28 0010
	Brushed Durabrand (23kt Gold)	28 508 360-28
	Brushed Dark Platinum	28 508 360-99 0010
	Brushed Dark Platinum	28 508 360-99

28 508 360

mm [inches]



Codes & Standards

DIN 4109	ISO 3822	Ü-Zeichen
----------	----------	-----------

Certificates and sustainability

LGA_38

28 508 360

Parts for other
finishes can be found
here: [Chrome](#)



Spare parts list

No.	Item Number	Name	Quantity used	Delivery time
3	09 11 03 011-00	connection	1.00	10
1	09 27 35 003-00	rosette	1.00	10
4	04 12 11 120 01-00	shower	1.00	10
2	90 14 10 026 00 90	seal	1.00	2