

Rain shower with wall fixing 300 mm - Brushed Durabronz (23kt Gold)








SERIES SPECIFIC

28 679 670

Product version from 3/13/2017



- 450mm projection
- rain shower Ø 300 mm
- PURE RAIN, max. flow rate 14 l/min (at 3 bar)
- Function from: 10 l/min
- rosette 65 x 65 mm
- 1/2" connection
- with anti-scale system
- quick clearing
- WRAS

	Brushed Durabronz (23kt Gold)	28 679 670-28
	Chrome	28 679 670-00
	Brushed Platinum	28 679 670-06
	Platinum	28 679 670-08
	Matte Black	28 679 670-33
	Brushed Chrome	28 679 670-93
	Brushed Dark Platinum	28 679 670-99

Recommended miscellaneous



- Concealed wall elbow -

•max. recess depth 163 mm

•min. recess depth 90 mm

35 085 970 90

28 679 670 Product version from 3/13/2017

mm [inches]



Flow rate chart



Codes & Standards

DIN 4109

ISO 3822

Scottish Water
Byelaws

UK Water Supply
Regulations

Ü-Zeichen



Rain shower with wall fixing 300 mm - Brushed Durabrass (23kt Gold)

SERIES SPECIFIC

28 679 670 Product version from 3/13/2017

Certificates and sustainability

WRAS_2212 LGA_29



Spare parts list

No.	Item Number	Name	Quantity used	Delivery time
1	04 30 31 032 00 90	fixing set	1.00	2
6	90 11 03 070 00-28	pipe	1.00	20
3	09 14 10 150 90	seal	2.00	2
8	04 12 05 091 00-28	shower	1.00	20
2	09 17 20 120 90	holder	1.00	2
7	09 23 01 075 90	insert	1.00	2
9	90 30 09 069 00 90	key	1.00	2
5	09 27 67 015-28	rosette	1.00	20
4	90 31 11 038 00 90	pin	1.00	2