

## CYO Single-lever basin mixer without pop-up waste - Brushed Dark Platinum

CYO






33 521 811



- 143mm projection
- fixed spout
- rectangular, air-enriched flow
- height of mixer 180 mm
- height up to aerator 128 mm
- hole diameter 35 mm
- 2x screw-in M 8 x 1 pressure hose, leak-tested
- max. flow 4.5 l/min
- lead-free
- This product can help a building meet the requirements of Green Building Rating Systems, e.g. LEED®, BREEAM®, DGNB
- WRAS

Must not be combined with continuous-flow heaters heaters.

Distance from centre of tap hole to wall min. 55 mm  
or to front edge of basin min. 40 mm.

|   |                                |               |
|---|--------------------------------|---------------|
|  | Brushed Dark Platinum          | 33 521 811-99 |
|  | Chrome                         | 33 521 811-00 |
|  | Brushed Platinum               | 33 521 811-06 |
|  | Dark Chrome                    | 33 521 811-19 |
|  | Brushed Durabronze (23kt Gold) | 33 521 811-28 |

33 521 811



Flow rate chart



### Codes & Standards

DIN 4109

Executive Order  
no. 1007

ISO 3822

Scottish Water  
Byelaws

UK Water Supply  
Regulations

Ü-Zeichen



CYO Single-lever basin mixer without pop-up waste - Brushed Dark Platinum

CYO

33 521 811

Certificates

GDV\_0400

LGA\_38

WRAS\_2111

33 521 811

Parts for other  
finishes can be found  
here: [Chrome](#)



## Spare parts list

| No. | Item Number        | Name         | Quantity used | Delivery time |
|-----|--------------------|--------------|---------------|---------------|
| 1   | 90 11 70 012 01-99 | spout        | 1             | 30            |
| 2   | 09 23 01 172 90    | flow reducer | 1             | 2             |
| 3   | 90 15 05 044 00 90 | cartridge    | 1             | 2             |
| 4   | 09 24 04 266 90    | nut          | 1             | 2             |
| 5   | 09 28 30 021-99    | cover        | 1             | 30            |
| 6   | 09 20 80 024-99    | handle       | 1             | 30            |
| 7   | 90 31 11 030 00 90 | pin          | 1             | 2             |
| 8   | 90 31 20 087 00-99 | plug         | 1             | 30            |
| 9   | 09 31 11 008 90    | pin          | 1             | 2             |
| 10  | 90 31 20 129 00 90 | plug         | 1             | 2             |
| 11  | 04 23 10 044 07 90 | fixing set   | 1             | 2             |
| 12  | 04 30 04 100 00 90 | hose         | 2             | 2             |