













META Single-lever basin mixer without pop-up waste - Brushed Platinum

META

33 526 660 Product version up to 1/23/2020



- 125mm projection
- fixed spout
- circular, air-enriched flow
- height of mixer 133 mm
- height up to aerator 52 mm
- hole diameter 35 mm
- 2x screw-in M 8 x 1 pressure hose, leak-tested
- max. flow 5.7 l/min
- lead-free
- This product can help a building meet the requirements of Green Building Rating Systems, e.g. LEED®, BREEAM®, DGNB
- WRAS

	Brushed Platinum	33 526 660-06
	Chrome	33 526 660-00
	Dark Chrome	33 526 660-19
	Light Gold	33 526 660-26
	Brushed Light Gold	33 526 660-27
	Matte Black	33 526 660-33
	Brushed Dark Brass	33 526 660-39
	Brushed Bronze	33 526 660-42
	Brushed Champagne (22kt Gold)	33 526 660-46
	Champagne (22kt Gold)	33 526 660-47
	Brushed Chrome	33 526 660-93
	Brushed Dark Platinum	33 526 660-99

33 526 660 Product version up to 1/23/2020



Flow rate chart



Codes & Standards

DIN 4109

ISO 3822

Scottish Water
Byelaws

UK Water Supply
Regulations

Ü-Zeichen



META Single-lever basin mixer without pop-up waste - Brushed Platinum

META

33 526 660 Product version up to 1/23/2020

Certificates and sustainability

LGA_29

WRAS_2003

33 526 660 Product version up to 1/23/2020

Parts for other
finishes can be found
here: [Chrome](#)



Spare parts list

No.	Item Number	Name	Quantity used	Delivery time
	5 90 15 05 044 00 90	cartridge	1.00	2
	8 04 30 04 100 00 90	hose	2.00	2
	3 09 14 10 091 90	seal	1.00	2
	4 09 24 04 266 90	nut	1.00	2
	6 90 11 06 206 00-06	spout	1.00	10
	7 04 23 10 044 07 90	fixing set	1.00	2
	1 90 20 66 002 00-06	handle	1.00	10
	2 09 28 30 041-06	cover	1.00	10