










IMO Single-lever basin mixer with high spout without pop-up waste - Brushed Chrome

33 526 671 Product version from 4/1/2024

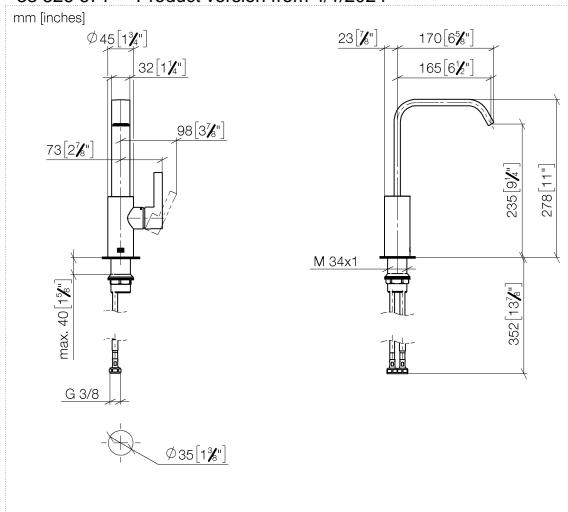


- 165mm projection
- fixed spout
- rectangular, air-enriched flow
- height of mixer 278 mm
- height up to aerator 235 mm
- hole diameter 35 mm
- 2x screw-in M 8 x 1 pressure hose, leak-tested
- max. flow 4.6 l/min
- lead-free
- This product can help a building meet the requirements of Green Building Rating Systems, e.g. LEED®, BREEAM®, DGNB

| | | |
|---|-----------------------|---------------|
|  | Brushed Chrome | 33 526 671-93 |
|  | Chrome | 33 526 671-00 |
|  | Brushed Platinum | 33 526 671-06 |
|  | Dark Chrome | 33 526 671-19 |
|  | Brushed Light Gold | 33 526 671-27 |
|  | Matte Black | 33 526 671-33 |
|  | Brushed Dark Platinum | 33 526 671-99 |

IMO Single-lever basin mixer with high spout without pop-up waste - Brushed Chrome

33 526 671 Product version from 4/1/2024



Flow rate chart



Codes & Standards

DIN 4109

ISO 3822

Ü-Zeichen



IMO Single-lever basin mixer with high spout without pop-up waste - Brushed Chrome

33 526 671 Product version from 4/1/2024

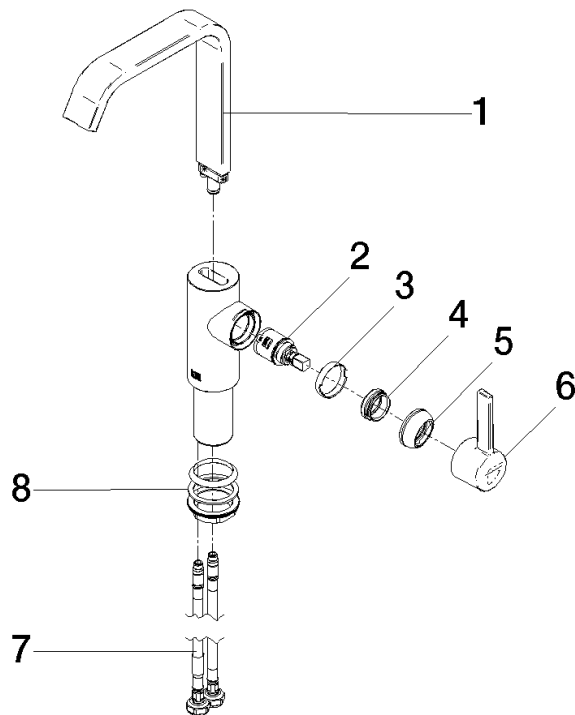
Certificates

LGA_28

IMO Single-lever basin mixer with high spout without pop-up waste - Brushed Chrome

33 526 671 Product version from 4/1/2024

Parts for other
finishes can be found
here: [Chrome](#)



Spare parts list

| No. | Item Number | Name | Quantity used | Delivery time |
|--|--------------------|------------|---------------|---------------|
| 1 | 90 28 22 404 00-93 | spout | 1 | - |
| Spare part can no longer be ordered, please order the replacement item | | | | |
| 2 | 90 15 05 042 00 90 | cartridge | 1 | 2 |
| 3 | 90 23 10 128 00 90 | nut | 1 | 2 |
| 4 | 09 24 04 266 90 | nut | 1 | 2 |
| 5 | 90 28 30 061 00-93 | cover | 1 | - |
| Spare part can no longer be ordered, please order the replacement item | | | | |
| 6 | 90 20 67 027 00-93 | handle | 1 | 20 |
| 7 | 04 30 04 100 00 90 | hose | 2 | 2 |
| 8 | 04 23 10 044 07 90 | fixing set | 1 | 2 |