












META SQUARE Single-lever mixer - Champagne (22kt Gold)

33 815 861 Product version from 2/1/2023



- 235mm projection
- pivotable spout 360°
- Optional swivel limiter available with swivel limiter set 12 820 970 90
- air-enriched flow
- max. flow 8 l/min at 3 bar flow pressure
- lead-free
- This product can help a building meet the requirements of Green Building Rating Systems, e.g. LEED®, BREEAM®, DGNB
- WRAS

	Champagne (22kt Gold)	33 815 861-47
	Chrome	33 815 861-00
	Brushed Platinum	33 815 861-06
	Platinum	33 815 861-08
	Durabrass (23kt Gold)	33 815 861-09
	Dark Chrome	33 815 861-19
	Brushed Durabrass (23kt Gold)	33 815 861-28
	Matte Black	33 815 861-33
	Brushed Champagne (22kt Gold)	33 815 861-46
	Brushed Chrome	33 815 861-93
	Brushed Dark Platinum	33 815 861-99

Recommended miscellaneous

	Swivel limitation set -	12 820 970 90
---	--------------------------------	---------------

Recommended miscellaneous

	Strainer waste with control handle - Champagne (22kt Gold)	10 712 970-47
---	---	---------------

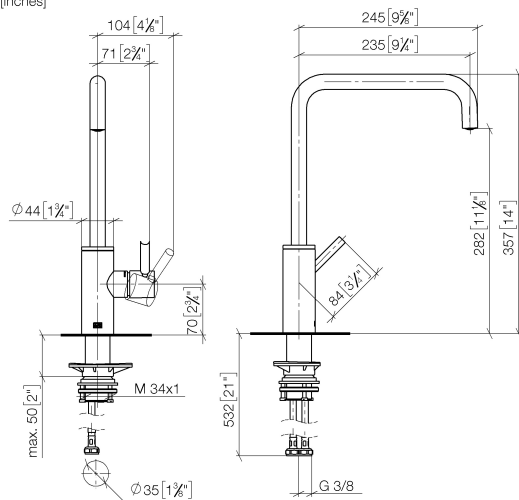
Recommended miscellaneous

	Dispenser without rosette - Champagne (22kt Gold)	82 424 970-47
---	--	---------------

META SQUARE Single-lever mixer - Champagne (22kt Gold)

33 815 861 Product version from 2/1/2023

mm [inches]



Flow rate chart



Codes & Standards

DIN 4109

ISO 3822

Scottish Water
Byelaws

UK Water Supply
Regulations

Ü-Zeichen



META SQUARE Single-lever mixer - Champagne (22kt Gold)

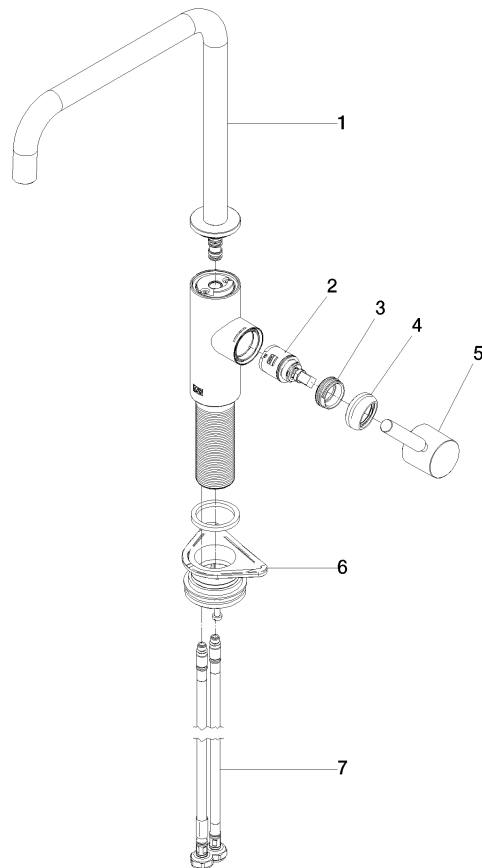
33 815 861 Product version from 2/1/2023

Certificates

LGA_38 WRAS_240102

META SQUARE Single-lever mixer - Champagne (22kt Gold)

33 815 861 Product version from 2/1/2023



Spare parts list

No.	Item Number	Name	Quantity used	Delivery time
1	90 28 22 284 00-47	spout	1	30
2	90 15 05 042 00 90	cartridge	1	2
3	09 24 04 266 90	nut	1	2
4	90 28 30 052 00-47	cover	1	30
5	90 20 66 033 00-47	handle	1	30
6	04 23 10 044 08 90	fixing set	1	2
7	04 30 04 101 00 90	hose	2	2