












VAIA Single-lever mixer Pull-down with spray function - Brushed Dark Platinum

33 870 809 Product version from 7/1/2023



- 240mm projection
- pivotable spout 360°
- Optional swivel limiter available with swivel limiter set 12 823 970 90
- air-enriched flow and spray flow
- 1800 mm metal shower hose
- sprayface with anti-scaling system
- max. flow 8 l/min at 3 bar flow pressure
- lead-free
- Flow modes can be changed while the water is running
- This product can help a building meet the requirements of Green Building Rating Systems, e.g. LEED®, BREEAM®, DGNB

Intrinsic protection against back flow.

	Brushed Dark Platinum	33 870 809-99
	Chrome	33 870 809-00
	Brushed Platinum	33 870 809-06
	Platinum	33 870 809-08
	Durabrand (23kt Gold)	33 870 809-09
	Dark Chrome	33 870 809-19
	Brushed Durabrand (23kt Gold)	33 870 809-28
	Matte Black	33 870 809-33
	Brushed Champagne (22kt Gold)	33 870 809-46
	Champagne (22kt Gold)	33 870 809-47
	Brushed Chrome	33 870 809-93

Recommended miscellaneous

Swivel limitation set -

12 823 970 90



Recommended miscellaneous

VAIA Dispenser with rosette -
Brushed Dark Platinum

82 434 809-99



VAIA Single-lever mixer Pull-down with spray function - Brushed Dark Platinum

33 870 809 Product version from 7/1/2023

mm [inches]
1:5



Flow rate chart



Codes & Standards

DIN 4109

EN 1717

ISO 3822

Ü-Zeichen



VAIA Single-lever mixer Pull-down with spray function - Brushed Dark Platinum

33 870 809 Product version from 7/1/2023

Certificates

LGA_28

Belgaqua_24-005-2

VAIA Single-lever mixer Pull-down with spray function - Brushed Dark Platinum

33 870 809 Product version from 7/1/2023



Spare parts list

No.	Item Number	Name	Quantity used	Delivery time
1	90 28 22 397 00-99	spout	1	20
2	90 15 05 064 05 90	cartridge	1	2
3	09 14 10 190 90	seal	1	2
4	09 28 30 030-99	cover	1	20
5	90 20 80 052 00-99	handle	1	20
6	04 28 20 067 00 90	pipe	1	2
7	90 24 03 253 00 90	adaptor	1	2
8	04 30 02 120 00-85	hose	1	10
9	04 21 50 010 00 90	accessories	1	2
10	04 30 04 101 00 90	hose	2	2
11	04 30 11 040 00 90	fixing set	1	2
12	90 18 40 317 00-99	shower	1	20