

34 459 360











- shower with fixed riser projection 420mm
- rain shower Ø 200 mm
- rain shower with anti-scale system
- max. rainshower flow 14 l/min
- Function from: 8 l/min
- rotary diverter for fixed-riser shower/hand shower
- height of fittings up to rain shower (bottom edge) 985mm
- height of fittings up to top edge of elbow 1160mm
- two-part push-on rosette Ø 65 mm
- rosette for shower holder Ø 65mm
- rosette for wall mounting Ø 60mm
- gauge 150 mm - 13 mm
- metal shower hose 1250mm with integrated anti-twist protection
- 1/2" connection
- Pipe diameter 20 mm

This article does not include a hand shower!

Intrinsic protection against back flow.

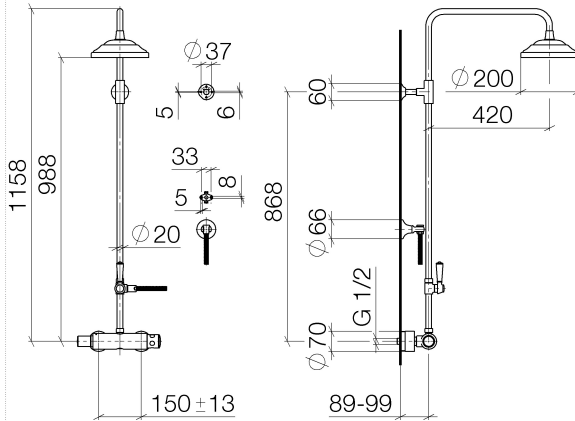
NOTE: The handles must be ordered separately from the fittings!

34 459 360-43

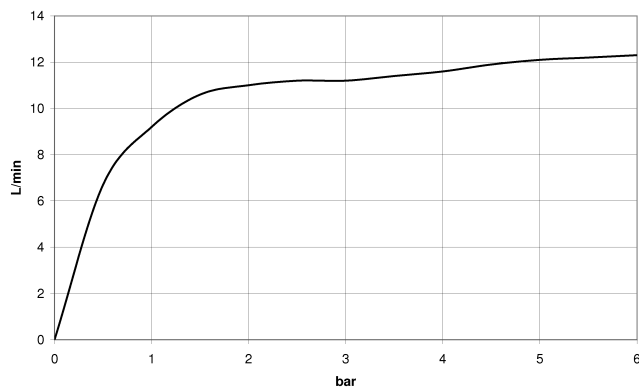
	Chrome	34 459 360-00
	Brushed Platinum	34 459 360-06
	Platinum	34 459 360-08
	Durabrand (23kt Gold)	34 459 360-09
	Brushed Durabrand (23kt Gold)	34 459 360-28
		34 459 360-39
	Brushed Bronze	34 459 360-42
	Brushed Bronze	34 459 360-42 0050
	Brushed Dark Platinum	34 459 360-99

34 459 360

1:10



Flow rate chart



Codes & Standards

DIN 4109

ISO 3822

Ü-Zeichen



MADISON Showerpipe with shower thermostat without hand shower -

MADISON

34 459 360

Certificates

LGA_38

34 459 360

Parts for other
finishes can be found
here: [Chrome](#)





MADISON Showerpipe with shower thermostat without hand shower -

MADISON

34 459 360

Spare parts list