





META Concealed two-way diverter - Brushed Dark Platinum

META

36 200 661 Product version from 4/1/2022



- rotary diverter
- handle Ø 60mm
- WRAS

	Brushed Dark Platinum	36 200 661-99
	Chrome	36 200 661-00
	Brushed Platinum	36 200 661-06
	Dark Chrome	36 200 661-19
	Light Gold	36 200 661-26
	Brushed Light Gold	36 200 661-27
	Matte Black	36 200 661-33
	Brushed Dark Brass	36 200 661-39
	Brushed Bronze	36 200 661-42
	Brushed Champagne (22kt Gold)	36 200 661-46
	Champagne (22kt Gold)	36 200 661-47
	Brushed Chrome	36 200 661-93

Required miscellaneous



- Concealed two-way diverter -

35 202 970 90

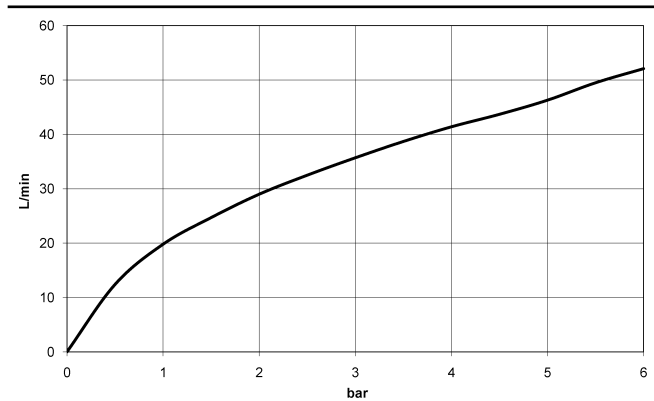
 - min. recess depth 115 mm
 - max. recess depth 160 mm

36 200 661 Product version from 4/1/2022

mm [inches]



Flow rate chart



Codes & Standards

DIN 4109

ISO 3822

Scottish Water
Byelaws

UK Water Supply
Regulations

Ü-Zeichen



META Concealed two-way diverter - Brushed Dark Platinum

META

36 200 661 Product version from 4/1/2022

Certificates and sustainability

LGA_38

WRAS_2307



Spare parts list

No.	Item Number	Name	Quantity used	Delivery time
3	90 90 03 304 10 90	diverter	1.00	2
2	90 21 02 181 00 90	disc	1.00	2
1	90 20 66 014 00-99	handle	1.00	20