

WATER BAR Concealed body spray FlowReduce - Platinum

SERIES-VARIOUS















36 517 979 Product version up to 5/15/2020



- HORIZONTAL RAIN, max. flow rate 6 l/min (at 3 bar)
- Function from: l/min
- with anti-scale system
- cover plate 240 x 60 mm
- 1/2" connection

Notes:

- This product can help a building meet the requirements of Green Building Rating Systems, e.g. LEED®, BREEAM®, DGNB

	Platinum	36 517 979-08
	Chrome	36 517 979-00
	Brushed Platinum	36 517 979-06
	Dark Chrome	36 517 979-19
	Light Gold	36 517 979-26
	Brushed Light Gold	36 517 979-27
	Brushed Durabronze (23kt Gold)	36 517 979-28
	Matte Black	36 517 979-33
	Brushed Dark Brass	36 517 979-39
	Brushed Bronze	36 517 979-42
	Brushed Champagne (22kt Gold)	36 517 979-46
	Champagne (22kt Gold)	36 517 979-47
	Brushed Chrome	36 517 979-93
	Brushed Dark Platinum	36 517 979-99

Required miscellaneous



- Concealed wall installation box -** 35 206 970 90
- max. recess depth 173 mm
 - min. recess depth 100 mm

Recommended miscellaneous



- xGRID Attachment set for integrating in the dry wall construction -** 12 340 970 90

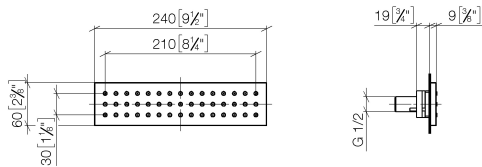
Required miscellaneous



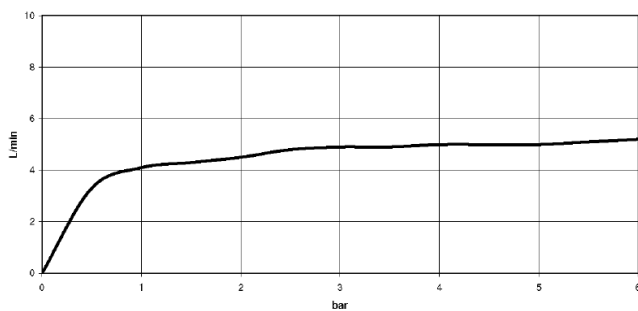
- xGRID Installation track 555 mm -** 12 360 970 90

36 517 979 Product version up to 5/15/2020

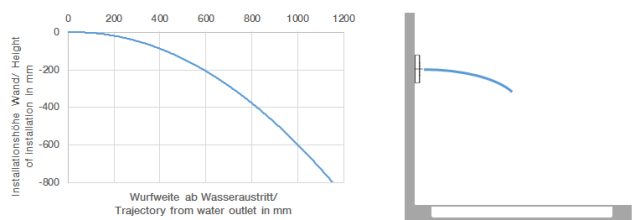
mm [inches]



Flow rate chart



Trajectory diagram



Codes & Standards

DIN 4109

ISO 3822

Scottish Water
Byelaws

UK Water Supply
Regulations

Ü-Zeichen



WATER BAR Concealed body spray FlowReduce - Platinum

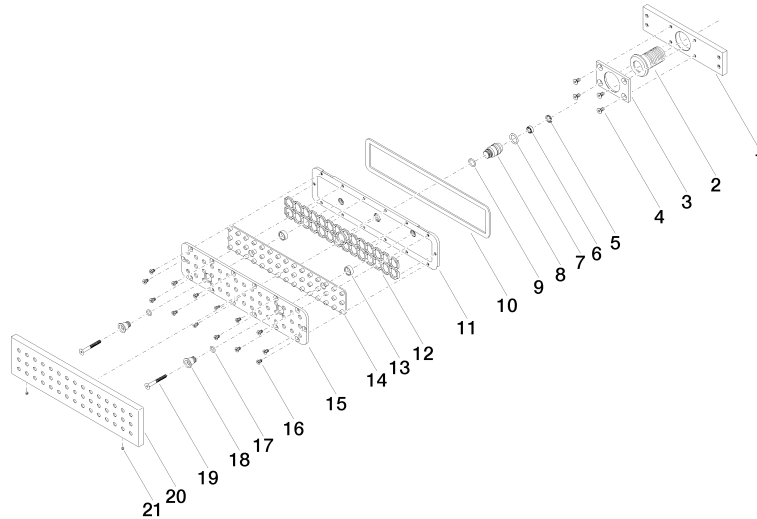
SERIES-VARIOUS

36 517 979 Product version up to 5/15/2020

Certificates and sustainability

WRAS_1304

LGA_19



Spare parts list

No.	Item Number	Name	Quantity used	Delivery time
20	09 27 99 001-08	rosette	1.00	40
7	09 14 10 003 90	seal	1.00	2
14	09 12 01 076 90	insert	1.00	60
17	09 14 10 132 90	seal	2.00	2
13	09 28 10 142 20 90	ring	2.00	2
5	09 16 01 016 90	ring	1.00	2
9	09 14 10 042 90	seal	1.00	2
12	09 17 97 058 90	holder	1.00	2
4	09 30 30 116 90	screw	4.00	2
16	09 30 30 163 90	screw	14.00	2
18	09 24 04 249-08	nipple	2.00	-
Spare part can no longer be ordered, please order the replacement item				
2	09 24 04 247 20 90	connection	1.00	2
10	09 14 03 133 90	seal	1.00	2
21	09 31 11 006 90	pin	2.00	2
15	09 11 02 136-00	cover	1.00	60
6	90 23 01 032 00 90	flow reducer	1.00	2
11	09 11 02 135-08	base	1.00	-
Spare part can no longer be ordered, please order the replacement item				
8	09 24 04 248 90	nipple	1.00	2
3	09 11 02 138 90	plate	1.00	2
19	09 30 30 164 90	screw	2.00	2
1	09 11 02 137 90	holder	1.00	2