


## WATER BAR Concealed body spray FlowReduce - Champagne (22kt Gold)














IMO

36 517 979



- HORIZONTAL RAIN, max. flow rate 6 l/min (at 3 bar)
- with anti-scale system
- cover plate 240 x 60 mm
- 1/2" connection
- This product can help a building meet the requirements of Green Building Rating Systems, e.g. LEED®, BREEAM®, DGNB
- WRAS 1304001

Fits: IMO, LULU, MADISON, MEM, TARA, CL.1, LISSÉ, VAIA, META, CYO

	Champagne (22kt Gold)	36 517 979-47
	Chrome	36 517 979-00
	Brushed Platinum	36 517 979-06
	Platinum	36 517 979-08
	Dark Chrome	36 517 979-19
	Light Gold	36 517 979-26
	Brushed Light Gold	36 517 979-27
	Brushed Durabronze (23kt Gold)	36 517 979-28
	Matte Black	36 517 979-33
	Brushed Bronze	36 517 979-42
	Brushed Champagne (22kt Gold)	36 517 979-46
	Brushed Chrome	36 517 979-93
	Brushed Dark Platinum	36 517 979-99

### Required miscellaneous



- Concealed wall installation box -** 35 206 970 90
- max. recess depth 173 mm
  - min. recess depth 100 mm

### Recommended miscellaneous



- xGRID Attachment set for integrating in the dry wall construction -** 12 340 970 90

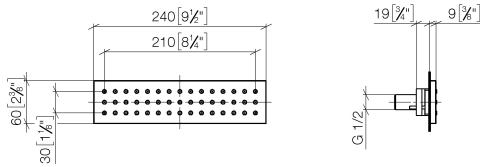
### Required miscellaneous



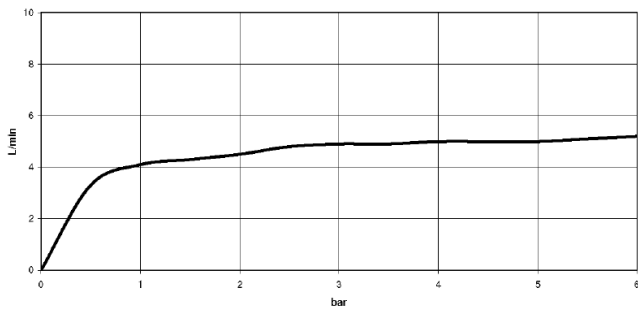
- xGRID Installation track 555 mm -** 12 360 970 90

36 517 979

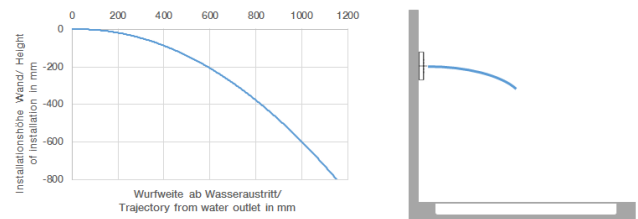
mm [inches]



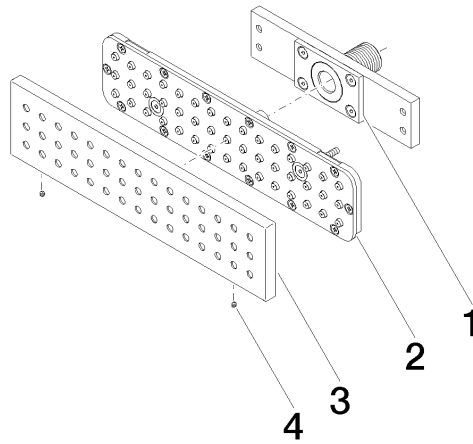
**Flow rate chart**



**Trajectory diagram**



**Product version from 5/16/2020**





## WATER BAR Concealed body spray FlowReduce - Champagne (22kt Gold)

IMO

36 517 979

### Spare parts list

#### Product version from 5/16/2020

No.	Item Number	Name	Quantity used	Delivery time
	90 11 02 137 00 90	connection	4	2