









TARA Shower set - Chrome

TARA

ST 050 203 1892



- slide bar
- Pipe diameter 18 mm
- rosettes Ø 55 mm
- gauge 800 mm
- metal shower hose 1750mm with integrated anti-twist protection
- shower hose connector 3/8"
- Three or five settings: COMPACT RAIN, COMPACT SOFT FLOW, COMPACT AQUAPRESSURE FLOW, max. flow rate 15 l/min (at 3 bar)
- Function from: 7 l/min
- spray head Ø 100mm

| | | |
|--|--------------------------------|--------------------|
|  | Chrome | ST 050 203 1892-00 |
|  | Brushed Platinum | ST 050 203 1892-06 |
|  | Platinum | ST 050 203 1892-08 |
|  | Dark Chrome | ST 050 203 1892-19 |
|  | Brushed Durabronze (23kt Gold) | ST 050 203 1892-28 |
|  | Matte Black | ST 050 203 1892-33 |
|  | Brushed Bronze | ST 050 203 1892-42 |
|  | Brushed Champagne (22kt Gold) | ST 050 203 1892-46 |
|  | Champagne (22kt Gold) | ST 050 203 1892-47 |
|  | Brushed Chrome | ST 050 203 1892-93 |
|  | Brushed Dark Platinum | ST 050 203 1892-99 |

Individual components of this set

You need the following components for this set



1x 26 413 892-00



1x 28 018 979-00

TARA Shower set - Chrome

TARA

ST 050 203 1892



- slide bar
- Pipe diameter 18 mm
- rosettes Ø 55 mm
- gauge 800 mm
- metal shower hose 1750mm with integrated anti-twist protection
- shower hose connector 3/8"
- WRAS 2009048

This article does not include a hand shower!

| | | |
|--|--------------------------------|--------------|
|  | Chrome | 26 413 892-0 |
|  | Brushed Platinum | 26 413 892-0 |
|  | Platinum | 26 413 892-0 |
|  | Dark Chrome | 26 413 892-1 |
|  | Brushed Durabronze (23kt Gold) | 26 413 892-2 |
|  | Matte Black | 26 413 892-3 |
|  | Brushed Bronze | 26 413 892-4 |
|  | Brushed Champagne (22kt Gold) | 26 413 892-4 |
|  | Champagne (22kt Gold) | 26 413 892-4 |
|  | Brushed Chrome | 26 413 892-9 |
|  | Brushed Dark Platinum | 26 413 892-9 |



TARA Shower set - Chrome

TARA

ST 050 203 1892

0
—
6
—
8
—
9
—
8
—
3
—
2
—
6
—
7
—
3
—
9
—

TARA Shower set - Chrome


TARA

ST 050 203 1892


Recommended miscellaneous

| | | |
|---|--|---------------|
|  | Concealed wall elbow - •max. recess depth 163 mm •min. recess depth 90 mm | 35 085 970 90 |
|---|--|---------------|


Required miscellaneous

| | | |
|---|--|-----------------------|
|  | Hand shower FlowReduce - Chrome | 28 012 979-00 0010 |
|---|--|-----------------------|


Required miscellaneous

| | | |
|---|-----------------------------|---------------|
|  | Hand shower - Chrome | 28 016 979-00 |
|---|-----------------------------|---------------|

Required miscellaneous

| | | |
|---|--|-----------------------|
|  | Hand shower FlowReduce - Chrome | 28 016 979-00 0010 |
|---|--|-----------------------|

Required miscellaneous

| | | |
|---|--|-----------------------|
|  | Hand shower FlowReduce - Chrome | 28 018 979-00 0010 |
|---|--|-----------------------|


Required miscellaneous

| | | |
|---|--|-----------------------|
|  | SERIES-VARIOUS Hand shower - Chrome | 28 029 979-00 0010 |
|---|--|-----------------------|


Required miscellaneous

| | | |
|---|--|-----------------------|
|  | SERIES-VARIOUS Hand shower - Chrome | 28 025 979-00 0010 |
|---|--|-----------------------|


Recommended miscellaneous

| | | |
|---|----------------------------|---------------|
|  | Wall elbow - Chrome | 28 450 625-00 |
|---|----------------------------|---------------|


Required miscellaneous

| | | |
|---|-----------------------------|---------------|
|  | Hand shower - Chrome | 28 017 979-00 |
|---|-----------------------------|---------------|

Required miscellaneous

| | | |
|---|-----------------------------|---------------|
|  | Hand shower - Chrome | 28 012 979-00 |
|---|-----------------------------|---------------|

Required miscellaneous

| | | |
|---|-----------------------------|---------------|
|  | Hand shower - Chrome | 28 018 979-00 |
|---|-----------------------------|---------------|

Required miscellaneous

| | | |
|---|--|---------------|
|  | SERIES-VARIOUS Hand shower - Chrome | 28 029 979-00 |
|---|--|---------------|

Required miscellaneous

| | | |
|---|--|-----------------------|
|  | SERIES-VARIOUS Hand shower - Chrome | 28 027 979-00 0010 |
|---|--|-----------------------|

ST 050 203 1892



Certificates

IAPMO_4976 WRAS_2009 ACS_20 ACC LY



TARA Shower set - Chrome

TARA

ST 050 203 1892

Codes & Standards

| | | | |
|----------------|------|---------------------------|--------------------------------|
| ASME A112.18.1 | cUPC | Scottish Water Byelaws | UK Water Supply Regulations |
| XP P 41-280 | | | |

Product version from 4/1/2024





TARA Shower set - Chrome

TARA

ST 050 203 1892

Spare parts list

Product version from 4/1/2024

| No. | Item Number | Name | Quantity used | Delivery time |
|-----|--------------------|------------|---------------|---------------|
| | 05 17 20 739 00 90 | fixing set | 13 | 2 |

TARA Shower set - Chrome

TARA



























ST 050 203 1892



Fits: IMO, LULU, MADISON, MEM, TARA,
CL.1, LISSÉ, VAIA, META, CYO

- Three or five settings: COMPACT RAIN, COMPACT SOFT FLOW, COMPACT AQUAPRESSURE FLOW, max. flow rate 15 l/min (at 3 bar)
- with anti-scale system
- spray head Ø 100mm
- 1/2" connection
- WRAS 2210003
- Function from: 7 l/min

Intrinsic protection against back flow.

| | | |
|--|--------------------------------|-------------------|
|  | Chrome | 28 018 979-0 |
|  | Chrome | 28 018 979-00 001 |
|  | Brushed Platinum | 28 018 979-0 |
|  | Brushed Platinum | 28 018 979-06 001 |
|  | Platinum | 28 018 979-0 |
|  | Platinum | 28 018 979-08 001 |
|  | Dark Chrome | 28 018 979-1 |
|  | Dark Chrome | 28 018 979-19 001 |
|  | Light Gold | 28 018 979-26 001 |
|  | Light Gold | 28 018 979-2 |
|  | Brushed Light Gold | 28 018 979-27 001 |
|  | Brushed Light Gold | 28 018 979-2 |
|  | Brushed Durabronze (23kt Gold) | 28 018 979-2 |
|  | Brushed Durabronze (23kt Gold) | 28 018 979-28 001 |
|  | Matte Black | 28 018 979-3 |
|  | Matte Black | 28 018 979-33 001 |
|  | Brushed Bronze | 28 018 979-4 |
|  | Brushed Bronze | 28 018 979-42 001 |
|  | Brushed Champagne (22kt Gold) | 28 018 979-4 |
|  | Brushed Champagne (22kt Gold) | 28 018 979-46 001 |
|  | Champagne (22kt Gold) | 28 018 979-4 |
|  | Champagne (22kt Gold) | 28 018 979-47 001 |
|  | Brushed Chrome | 28 018 979-9 |
|  | Brushed Chrome | 28 018 979-93 001 |
|  | Brushed Dark Platinum | 28 018 979-9 |
|  | Brushed Dark Platinum | 28 018 979-99 001 |



TARA Shower set - Chrome

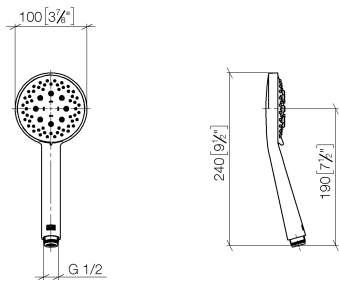
TARA

ST 050 203 1892

0
—
0
—
6
—
0
—
8
—
0
—
9
—
0
—
0
—
6
—
0
—
7
—
8
—
0
—
3
—
0
—
2
—
0
—
6
—
0
—
7
—
0
—
3
—
0
—
9
—
0
—

ST 050 203 1892

mm [inches]



Flow rate chart



Certificates

| | | |
|-----------|-----------------|--------|
| WRAS_2210 | DVGW_DW-6517DN0 | LGA_29 |
|-----------|-----------------|--------|



TARA Shower set - Chrome

TARA

ST 050 203 1892

Codes & Standards

| | | | |
|--------------------------------|-----------|----------|---------------------------|
| DIN 4109 | EN 1112 | ISO 3822 | Scottish Water Byelaws |
| UK Water Supply Regulations | Ü-Zeichen | | |

Product version from 4/1/2024





TARA Shower set - Chrome

TARA

ST 050 203 1892

Spare parts list

Product version from 4/1/2024

| No. | Item Number | Name | Quantity used | Delivery time |
|-----|-----------------|-------|---------------|---------------|
| | 09 23 01 039 90 | sieve | 1 | 2 |