

TARA Shower set - Matte Black

TARA

ST 050 203 1892



- slide bar
- Pipe diameter 18 mm
- rosettes Ø 55 mm
- gauge 800 mm
- metal shower hose 1750mm with integrated anti-twist protection
- shower hose connector 3/8"
- Three or five settings: COMPACT RAIN, COMPACT SOFT FLOW, COMPACT AQUAPRESSURE FLOW, max. flow rate 15 l/min (at 3 bar)
- Function from: 7 l/min
- spray head Ø 100mm

	Matte Black	ST 050 203 1892-33
	Chrome	ST 050 203 1892-00
	Brushed Platinum	ST 050 203 1892-06
	Platinum	ST 050 203 1892-08
	Dark Chrome	ST 050 203 1892-19
	Brushed Durabrass (23kt Gold)	ST 050 203 1892-28
	Brushed Bronze	ST 050 203 1892-42
	Brushed Champagne (22kt Gold)	ST 050 203 1892-46
	Champagne (22kt Gold)	ST 050 203 1892-47
	Brushed Chrome	ST 050 203 1892-93
	Brushed Dark Platinum	ST 050 203 1892-99

Individual components of this set

You need the following components for this set



1x 26 413 892-33



1x 28 018 979-33

TARA Shower set - Matte Black

TARA

ST 050 203 1892



- slide bar
- Pipe diameter 18 mm
- rosettes Ø 55 mm
- gauge 800 mm
- metal shower hose 1750mm with integrated anti-twist protection
- shower hose connector 3/8"
- WRAS 2009048

This article does not include a hand shower!

	Matte Black	26 413 892-3
	Chrome	26 413 892-0
	Brushed Platinum	26 413 892-0
	Platinum	26 413 892-0
	Dark Chrome	26 413 892-1
	Brushed Durabrass (23kt Gold)	26 413 892-2
	Brushed Bronze	26 413 892-4
	Brushed Champagne (22kt Gold)	26 413 892-4
	Champagne (22kt Gold)	26 413 892-4
	Brushed Chrome	26 413 892-9
	Brushed Dark Platinum	26 413 892-9

ST 050 203 1892

:3  
—  
0  
—  
6  
—  
8  
—  
9  
—  
8  
—  
2  
—  
6  
—  
7  
—  
3  
—  
9  
—




## TARA Shower set - Matte Black


TARA

ST 050 203 1892


### Recommended miscellaneous

	<b>Concealed wall elbow -</b> •max. recess depth 163 mm •min. recess depth 90 mm	35 085 970 90
---	--	---------------

### Required miscellaneous

	<b>Hand shower FlowReduce - Matte Black</b>	28 016 979-33 0010
---	---	-----------------------


### Required miscellaneous

	<b>Hand shower FlowReduce - Matte Black</b>	28 012 979-33 0010
---	---	-----------------------

### Required miscellaneous

	<b>Hand shower - Matte Black</b>	28 012 979-33
---	----------------------------------	---------------

### Required miscellaneous

	<b>Hand shower FlowReduce - Matte Black</b>	28 018 979-33 0010
---	---	-----------------------

### Required miscellaneous

	<b>SERIES-VARIOUS Hand shower - Matte Black</b>	28 029 979-33 0010
---	---	-----------------------

### Required miscellaneous

	<b>SERIES-VARIOUS Hand shower - Matte Black</b>	28 027 979-33 0010
---	---	-----------------------

### Recommended miscellaneous

	<b>Wall elbow - Matte Black</b>	28 450 625-33
---	---------------------------------	---------------

### Required miscellaneous

	<b>Hand shower - Matte Black</b>	28 017 979-33
---	----------------------------------	---------------

### Required miscellaneous

	<b>Hand shower - Matte Black</b>	28 016 979-33
---	----------------------------------	---------------

### Required miscellaneous

	<b>Hand shower - Matte Black</b>	28 018 979-33
---	----------------------------------	---------------

### Required miscellaneous

	<b>SERIES-VARIOUS Hand shower - Matte Black</b>	28 029 979-33
---	---	---------------

### Required miscellaneous

	<b>SERIES-VARIOUS Hand shower - Matte Black</b>	28 025 979-33 0010
---	---	-----------------------

ST 050 203 1892



Certificates

IAPMO\_4976      WRAS\_2009      ACS\_20 ACC LY



TARA Shower set - Matte Black

TARA

ST 050 203 1892

Codes & Standards

ASME A112.18.1	cUPC	Scottish Water Byelaws	UK Water Supply Regulations
XP P 41-280			

**Product version from 4/1/2024**







TARA Shower set - Matte Black

TARA

ST 050 203 1892

Spare parts list

Product version from 4/1/2024

No.	Item Number	Name	Quantity used	Delivery time
	05 17 20 739 00 90	fixing set	13	2

# TARA Shower set - Matte Black

TARA



























ST 050 203 1892



Fits: IMO, LULU, MADISON, MEM, TARA,  
CL.1, LISSÉ, VAIA, META, CYO

- Three or five settings: COMPACT RAIN, COMPACT SOFT FLOW, COMPACT AQUAPRESSURE FLOW, max. flow rate 15 l/min (at 3 bar)
- with anti-scale system
- spray head Ø 100mm
- 1/2" connection
- WRAS 2210003
- Function from: 7 l/min

Intrinsic protection against back flow.

	Matte Black	28 018 979-3
	Chrome	28 018 979-0
	Chrome	28 018 979-00 001
	Brushed Platinum	28 018 979-0
	Brushed Platinum	28 018 979-06 001
	Platinum	28 018 979-0
	Platinum	28 018 979-08 001
	Dark Chrome	28 018 979-1
	Dark Chrome	28 018 979-19 001
	Light Gold	28 018 979-26 001
	Light Gold	28 018 979-2
	Brushed Light Gold	28 018 979-27 001
	Brushed Light Gold	28 018 979-2
	Brushed Durabronze (23kt Gold)	28 018 979-2
	Brushed Durabronze (23kt Gold)	28 018 979-28 001
	Matte Black	28 018 979-33 001
	Brushed Bronze	28 018 979-4
	Brushed Bronze	28 018 979-42 001
	Brushed Champagne (22kt Gold)	28 018 979-4
	Brushed Champagne (22kt Gold)	28 018 979-46 001
	Champagne (22kt Gold)	28 018 979-4
	Champagne (22kt Gold)	28 018 979-47 001
	Brushed Chrome	28 018 979-9
	Brushed Chrome	28 018 979-93 001
	Brushed Dark Platinum	28 018 979-9
	Brushed Dark Platinum	28 018 979-99 001



TARA Shower set - Matte Black

TARA

ST 050 203 1892

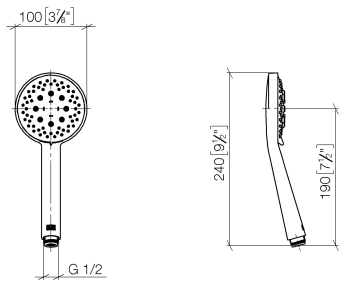
:3  
—  
0  
—  
0  
—  
6  
—  
0  
—  
8  
—  
0  
—  
9  
—  
0  
—  
0  
—  
6  
—  
0  
—  
7  
—  
8  
—  
0  
—  
0  
—  
2  
—  
0  
—  
6  
—  
0  
—  
7  
—  
0  
—  
3  
—  
0  
—  
9  
—  
0  
—



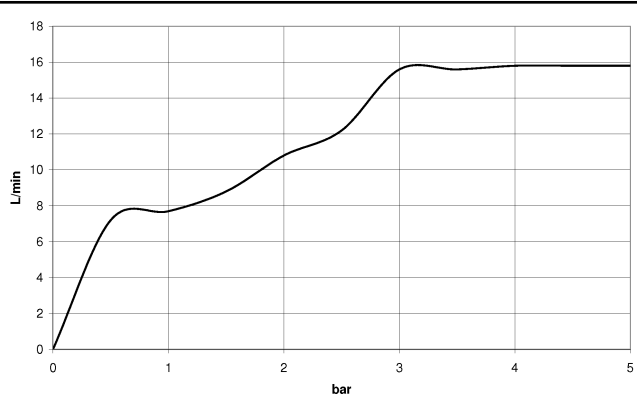


ST 050 203 1892

mm [inches]



Flow rate chart



Certificates

WRAS\_2210

DVGW\_DW-6517DN0

LGA\_29



TARA Shower set - Matte Black

TARA

ST 050 203 1892

Codes & Standards

DIN 4109	EN 1112	ISO 3822	Scottish Water Byelaws
UK Water Supply Regulations	Ü-Zeichen		





**Product version from 4/1/2024**

Parts for other  
finishes can be found  
here: [Chrome](#)





TARA Shower set - Matte Black

TARA

ST 050 203 1892

Spare parts list

Product version from 4/1/2024

No.	Item Number	Name	Quantity used	Delivery time
	09 23 01 039 90	sieve	1	2