

Showerpipe with shower thermostat - Matte Black

IMO

ST 050 305 2979



Fits: IMO, LULU, TARA, LISSÉ, VAIA, META, CYO

- shower with fixed riser projection 453mm
- Rain shower: PURE RAIN, max. flow rate 7 l/min (at 3 bar)
- rain shower Ø 220 mm
- rain shower with anti-scale system
- Hand shower: COMPACT RAIN, max. flow rate 15 l/min (at 3 bar)
- spray head Ø 100mm
- rotary diverter with volume control and shut-off function
- slide-on rosettes Ø 70 mm
- height of fittings up to rain shower (bottom edge) 1009mm
- height of fittings up to top edge of elbow 1150mm
- gauge 150 mm - 13 mm
- metal shower hose 1750mm with integrated anti-twist protection
- 1/2" connection
- slide bar
- Pipe diameter 23.5 mm

|  |                                |                    |
|--|--------------------------------|--------------------|
|  | Matte Black                    | ST 050 305 2979-33 |
|  | Chrome                         | ST 050 305 2979-00 |
|  | Brushed Platinum               | ST 050 305 2979-06 |
|  | Platinum                       | ST 050 305 2979-08 |
|  | Dark Chrome                    | ST 050 305 2979-19 |
|  | Brushed Durabronze (23kt Gold) | ST 050 305 2979-28 |
|  | Brushed Champagne (22kt Gold)  | ST 050 305 2979-46 |
|  | Champagne (22kt Gold)          | ST 050 305 2979-47 |
|  | Brushed Dark Platinum          | ST 050 305 2979-99 |

Individual components of this set

You need the following components for this set

1x 28 015 979-33



1x 34 459 979-33



# Showerpipe with shower thermostat - Matte Black

IMO


















ST 050 305 2979



- COMPACT RAIN, max. flow rate 15 l/min (at 3 bar)
- with anti-scale system
- spray head Ø 100mm
- 1/2" connection
- WRAS 2009011

Intrinsic protection against back flow.

Fits: IMO, LULU, MADISON, MEM, TARA,  
CL.1, LISSÉ, VAIA, META, CYO

|  |                                     |                   |
|--|-------------------------------------|-------------------|
|    | Matte Black                         | 28 015 979-3      |
|    | Chrome                              | 28 015 979-0      |
|    | Chrome                              | 28 015 979-00 001 |
|    | Brushed Platinum                    | 28 015 979-0      |
|    | Brushed Platinum                    | 28 015 979-06 001 |
|    | Platinum                            | 28 015 979-0      |
|    | Platinum                            | 28 015 979-08 001 |
|    | Dark Chrome                         | 28 015 979-1      |
|    | Dark Chrome                         | 28 015 979-19 001 |
|    | Light Gold                          | 28 015 979-2      |
|    | Light Gold                          | 28 015 979-26 001 |
|    | Brushed Light Gold                  | 28 015 979-2      |
|   | Brushed Light Gold                  | 28 015 979-27 001 |
|  | Brushed Durabronze<br>(23kt Gold)   | 28 015 979-2      |
|  | Brushed Durabronze<br>(23kt Gold)   | 28 015 979-28 001 |
|  | Matte Black                         | 28 015 979-33 001 |
|  | Brushed Bronze                      | 28 015 979-4      |
|  | Brushed Bronze                      | 28 015 979-42 001 |
|  | Brushed<br>Champagne (22kt<br>Gold) | 28 015 979-46 001 |
|  | Brushed<br>Champagne (22kt<br>Gold) | 28 015 979-4      |
|  | Champagne (22kt<br>Gold)            | 28 015 979-4      |
|  | Champagne (22kt<br>Gold)            | 28 015 979-47 001 |
|  | Brushed Chrome                      | 28 015 979-9      |
|  | Brushed Chrome                      | 28 015 979-93 001 |
|  | Brushed Dark<br>Platinum            | 28 015 979-9      |
|  | Brushed Dark<br>Platinum            | 28 015 979-99 001 |

ST 050 305 2979

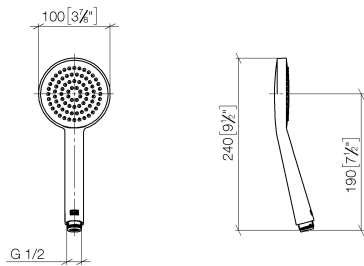
:3  
—  
0  
—  
0  
—  
6  
—  
0  
—  
8  
—  
0  
—  
9  
—  
0  
—  
6  
—  
0  
—  
7  
—  
0  
—  
8  
—  
0  
—  
0  
—  
2  
—  
0  
—  
0  
—  
6  
—  
7  
—  
0  
—  
3  
—  
0  
—  
9  
—  
0  
—



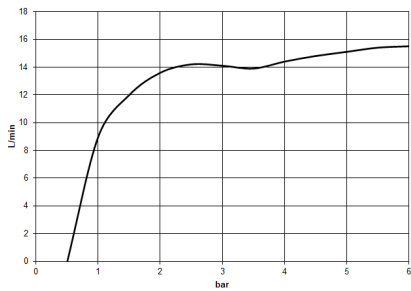


ST 050 305 2979

mm [inches]



### Flow rate chart



### Certificates

WRAS\_2009

DVGW\_DW-  
6517DN0

LGA\_29

Codes & Standards

|                                |           |          |                           |
|--------------------------------|-----------|----------|---------------------------|
| DIN 4109                       | EN 1112   | ISO 3822 | Scottish Water<br>Byelaws |
| UK Water Supply<br>Regulations | Ü-Zeichen |          |                           |



**Product version from 4/1/2024**

Parts for other  
finishes can be found  
here: [Chrome](#)





Showerpipe with shower thermostat - Matte Black

IMO

ST 050 305 2979

Spare parts list

Product version from 4/1/2024

| No. | Item Number     | Name  | Quantity used | Delivery time |
|-----|-----------------|-------|---------------|---------------|
|     | 09 23 01 039 90 | sieve | 1             | 2             |

## Showerpipe with shower thermostat - Matte Black

IMO

ST 050 305 2979



Fits: IMO, LULU, TARA, LISSÉ, VAIA, META

- shower with fixed riser projection 453mm
- overhead shower: rain flow
- rain shower Ø 220 mm
- rain shower with anti-scale system
- max. rainshower flow 7 l/min
- rotary diverter with volume control and shut-off function
- slide-on rosettes Ø 70 mm
- height of fittings up to rain shower (bottom edge) 1009mm
- height of fittings up to top edge of elbow 1150mm
- gauge 150 mm - 13 mm
- metal shower hose 1750mm with integrated anti-twist protection
- 1/2" connection
- slide bar
- Pipe diameter 23.5 mm
- quick clearing
- This product can help a building meet the requirements of Green Building Rating Systems, e.g. LEED®, BREEAM®, DGNB
- WRAS 2204013

This article does not include a hand shower!

Intrinsic protection against back flow.

|   |                                |              |
|---|--------------------------------|--------------|
|   | Matte Black                    | 34 459 979-3 |
|   | Chrome                         | 34 459 979-0 |
|   | Brushed Platinum               | 34 459 979-0 |
|   | Platinum                       | 34 459 979-0 |
|   | Dark Chrome                    | 34 459 979-1 |
|   | Light Gold                     | 34 459 979-2 |
|   | Brushed Light Gold             | 34 459 979-2 |
|   | Brushed Durabronze (23kt Gold) | 34 459 979-2 |
|   | Brushed Bronze                 | 34 459 979-4 |
|   | Brushed Champagne (22kt Gold)  | 34 459 979-4 |
|   | Champagne (22kt Gold)          | 34 459 979-4 |
|   | Brushed Chrome                 | 34 459 979-9 |
|  | Brushed Dark Platinum          | 34 459 979-9 |

ST 050 305 2979

:3  
—  
0  
—  
6  
—  
8  
—  
9  
—  
6  
—  
:7  
—  
:8  
—  
2  
—  
6  
—  
.7  
—  
13  
—  
19  
—




# Showerpipe with shower thermostat - Matte Black


IMO

ST 050 305 2979

## Required miscellaneous

|   |   |                       |
|---|---|-----------------------|
|  | <b>Hand shower FlowReduce - Matte Black</b> | 28 016 979-33<br>0010 |
|---|---|-----------------------|


## Required miscellaneous

|   |   |                       |
|---|---|-----------------------|
|  | <b>Hand shower FlowReduce - Matte Black</b> | 28 012 979-33<br>0010 |
|---|---|-----------------------|

## Required miscellaneous

|   |                                  |               |
|---|----------------------------------|---------------|
|  | <b>Hand shower - Matte Black</b> | 28 012 979-33 |
|---|----------------------------------|---------------|

## Required miscellaneous

|   |   |                       |
|---|---|-----------------------|
|  | <b>Hand shower FlowReduce - Matte Black</b> | 28 018 979-33<br>0010 |
|---|---|-----------------------|

## Required miscellaneous

|   |   |                       |
|---|---|-----------------------|
|  | <b>SERIES-VARIOUS Hand shower - Matte Black</b> | 28 029 979-33<br>0010 |
|---|---|-----------------------|

## Required miscellaneous

|   |   |                       |
|---|---|-----------------------|
|  | <b>SERIES-VARIOUS Hand shower - Matte Black</b> | 28 027 979-33<br>0010 |
|---|---|-----------------------|

## Required miscellaneous

|   |                                  |               |
|---|----------------------------------|---------------|
|  | <b>Hand shower - Matte Black</b> | 28 017 979-33 |
|---|----------------------------------|---------------|

## Required miscellaneous

|   |                                  |               |
|---|----------------------------------|---------------|
|  | <b>Hand shower - Matte Black</b> | 28 016 979-33 |
|---|----------------------------------|---------------|

## Required miscellaneous

|   |                                  |               |
|---|----------------------------------|---------------|
|  | <b>Hand shower - Matte Black</b> | 28 018 979-33 |
|---|----------------------------------|---------------|

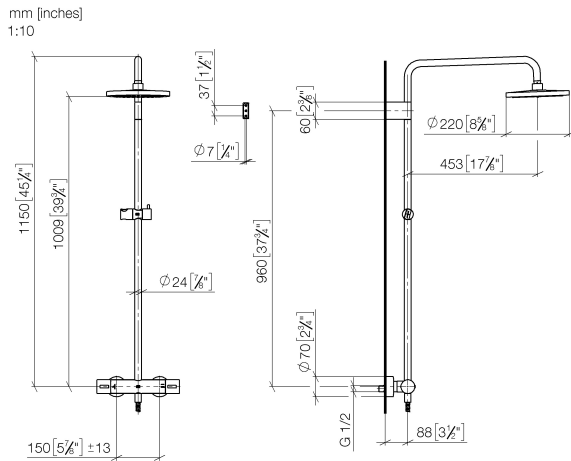
## Required miscellaneous

|   |   |               |
|---|---|---------------|
|  | <b>SERIES-VARIOUS Hand shower - Matte Black</b> | 28 029 979-33 |
|---|---|---------------|

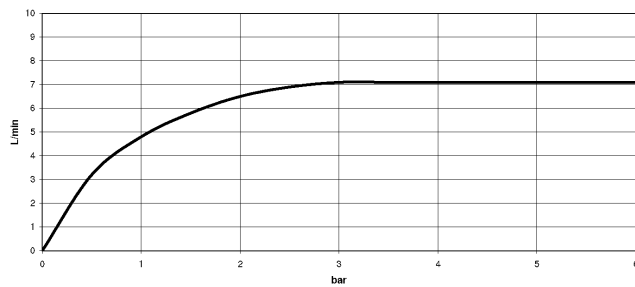
## Required miscellaneous

|   |   |                       |
|---|---|-----------------------|
|  | <b>SERIES-VARIOUS Hand shower - Matte Black</b> | 28 025 979-33<br>0010 |
|---|---|-----------------------|

ST 050 305 2979



Flow rate chart



Certificates

WRAS\_2204

DVGW\_DW-  
6509DN0

Belgaqua\_21-032-2 LGA\_38

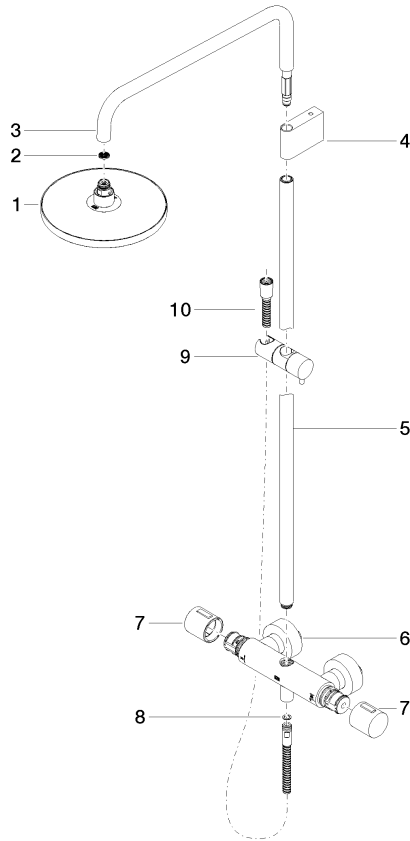
Codes & Standards

|                           |                                |           |          |
|---------------------------|--------------------------------|-----------|----------|
| DIN 4109                  | EN 1111                        | EN 1717   | ISO 3822 |
| Scottish Water<br>Byelaws | UK Water Supply<br>Regulations | Ü-Zeichen |          |



**Product version from 4/1/2024**

Parts for other  
finishes can be found  
here: [Chrome](#)





Showerpipe with shower thermostat - Matte Black

IMO

ST 050 305 2979

Spare parts list

Product version from 4/1/2024

| No. | Item Number        | Name   | Quantity used | Delivery time |
|-----|--------------------|--------|---------------|---------------|
|     | 90 12 05 092 20-33 | shower | 11            | 30            |