

# Showerpipe with shower thermostat - Brushed Chrome

IMO

ST 050 306 6979



Fits: IMO, LULU, TARA, LISSÉ, VAIA, META, CYO

- shower with fixed riser projection 453mm
- Rain shower: PURE RAIN, max. flow rate 14 l/min (at 3 bar)
- Function from: 10 l/min
- rain shower Ø 300 mm
- rain shower with anti-scale system
- Hand shower: Three or five settings: COMPACT RAIN, COMPACT SOFT FLOW, COMPACT AQUAPRESSURE FLOW, max. flow rate 15 l/min (at 3 bar)
- spray head Ø 100mm
- rotary diverter with volume control and shut-off function
- slide-on rosettes Ø 70 mm
- height of fittings up to rain shower (bottom edge) 1009mm
- height of fittings up to top edge of elbow 1150mm
- gauge 150 mm - 13 mm
- metal shower hose 1750mm with integrated anti-twist protection
- 1/2" connection
- slide bar
- Pipe diameter 23.5 mm

	Brushed Chrome	ST 050 306 6979-93
	Chrome	ST 050 306 6979-00
	Brushed Platinum	ST 050 306 6979-06
	Platinum	ST 050 306 6979-08
	Dark Chrome	ST 050 306 6979-19
	Light Gold	ST 050 306 6979-26
	Brushed Light Gold	ST 050 306 6979-27
	Brushed Durabronze (23kt Gold)	ST 050 306 6979-28
	Matte Black	ST 050 306 6979-33
	Brushed Bronze	ST 050 306 6979-42
	Brushed Champagne (22kt Gold)	ST 050 306 6979-46
	Champagne (22kt Gold)	ST 050 306 6979-47
	Brushed Dark Platinum	ST 050 306 6979-99

## Individual components of this set

You need the following components for this set

1x 28 018 979-93



1x 34 460 979-93



# Showerpipe with shower thermostat - Brushed Chrome

IMO



























ST 050 306 6979



Fits: IMO, LULU, MADISON, MEM, TARA,  
CL.1, LISSÉ, VAIA, META, CYO

- Three or five settings: COMPACT RAIN, COMPACT SOFT FLOW, COMPACT AQUAPRESSURE FLOW, max. flow rate 15 l/min (at 3 bar)
- with anti-scale system
- spray head Ø 100mm
- 1/2" connection
- WRAS 2210003
- Function from: 7 l/min

Intrinsic protection against back flow.

	Brushed Chrome	28 018 979-9
	Chrome	28 018 979-0
	Chrome	28 018 979-00 001
	Brushed Platinum	28 018 979-0
	Brushed Platinum	28 018 979-06 001
	Platinum	28 018 979-0
	Platinum	28 018 979-08 001
	Dark Chrome	28 018 979-1
	Dark Chrome	28 018 979-19 001
	Light Gold	28 018 979-26 001
	Light Gold	28 018 979-2
	Brushed Light Gold	28 018 979-27 001
	Brushed Light Gold	28 018 979-2
	Brushed Durabronze (23kt Gold)	28 018 979-2
	Brushed Durabronze (23kt Gold)	28 018 979-28 001
	Matte Black	28 018 979-3
	Matte Black	28 018 979-33 001
	Brushed Bronze	28 018 979-4
	Brushed Bronze	28 018 979-42 001
	Brushed Champagne (22kt Gold)	28 018 979-4
	Brushed Champagne (22kt Gold)	28 018 979-46 001
	Champagne (22kt Gold)	28 018 979-4
	Champagne (22kt Gold)	28 018 979-47 001
	Brushed Chrome	28 018 979-93 001
	Brushed Dark Platinum	28 018 979-9
	Brushed Dark Platinum	28 018 979-99 001



Showerpipe with shower thermostat - Brushed Chrome

IMO

ST 050 306 6979

3  
—  
0  
—  
0  
—  
6  
—  
0  
—  
8  
—  
0  
—  
9  
—  
0  
—  
0  
—  
6  
—  
0  
—  
7  
—  
8  
—  
0  
—  
3  
—  
0  
—  
2  
—  
0  
—  
6  
—  
0  
—  
7  
—  
0  
—  
0  
—  
9  
—  
0  
—



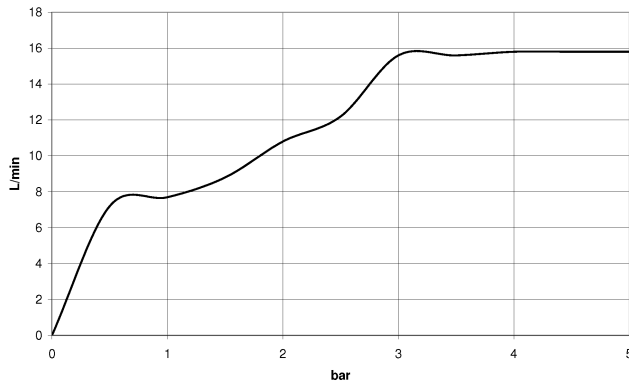


ST 050 306 6979

mm [inches]



### Flow rate chart



### Certificates

WRAS\_2210

DVGW\_DW-  
6517DN0

LGA\_29



Showerpipe with shower thermostat - Brushed Chrome

IMO

ST 050 306 6979

Codes & Standards

DIN 4109	EN 1112	ISO 3822	Scottish Water Byelaws
UK Water Supply Regulations	Ü-Zeichen		





**Product version from 4/1/2024**

Parts for other  
finishes can be found  
here: [Chrome](#)





Showerpipe with shower thermostat - Brushed Chrome

IMO

ST 050 306 6979

Spare parts list

Product version from 4/1/2024

No.	Item Number	Name	Quantity used	Delivery time
	09 23 01 039 90	sieve	1	2

## Showerpipe with shower thermostat - Brushed Chrome

IMO

ST 050 306 6979











Fits: IMO, LULU, TARA, LISSÉ, VAIA, META

- shower with fixed riser projection 453mm
- overhead shower: rain flow
- rain shower Ø 300 mm
- rain shower with anti-scale system
- max. rainshower flow 14 l/min
- Function from: 10 l/min
- rotary diverter with volume control and shut-off function
- slide-on rosettes Ø 70 mm
- height of fittings up to rain shower (bottom edge) 1009mm
- height of fittings up to top edge of elbow 1150mm
- gauge 150 mm - 13 mm
- metal shower hose 1750mm with integrated anti-twist protection
- 1/2" connection
- slide bar
- Pipe diameter 23.5 mm
- quick clearing
- WRAS 2204013

This article does not include a hand shower!

Intrinsic protection against back flow.

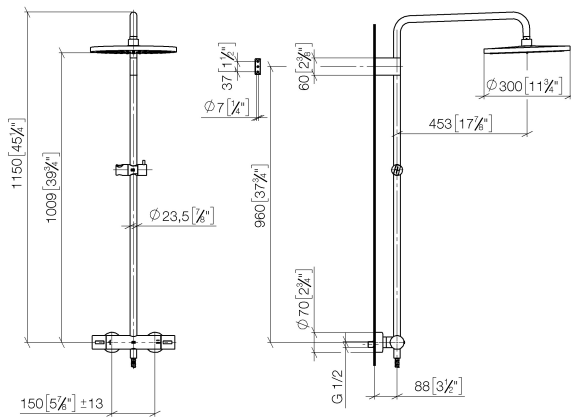
	Brushed Chrome	34 460 979-9
	Chrome	34 460 979-0
	Brushed Platinum	34 460 979-0
	Platinum	34 460 979-0
	Dark Chrome	34 460 979-1
	Dark Chrome	34 460 979-19 001
	Light Gold	34 460 979-2
	Brushed Light Gold	34 460 979-2
	Brushed Durabronze (23kt Gold)	34 460 979-2
	Matte Black	34 460 979-3
	Brushed Bronze	34 460 979-4
	Brushed Champagne (22kt Gold)	34 460 979-4
	Champagne (22kt Gold)	34 460 979-4
	Brushed Dark Platinum	34 460 979-9

ST 050 306 6979

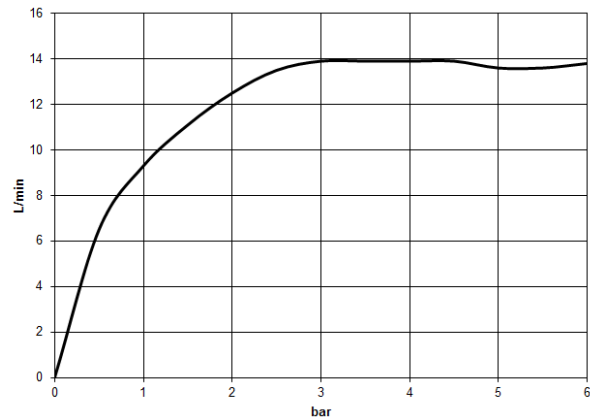
3  
—  
0  
—  
6  
—  
8  
—  
9  
—  
0  
—  
6  
—  
7  
—  
8  
—  
3  
—  
2  
—  
6  
—  
7  
—  
9  
—

ST 050 306 6979

mm [inches]  
1:10



### Flow rate chart



### Certificates

WRAS\_2204

DVGW\_DW-  
6509DN0

Belgaqua\_21-032-2 LGA\_38

Codes & Standards

DIN 4109

EN 1111

EN 1717

ISO 3822

Scottish Water  
Byelaws

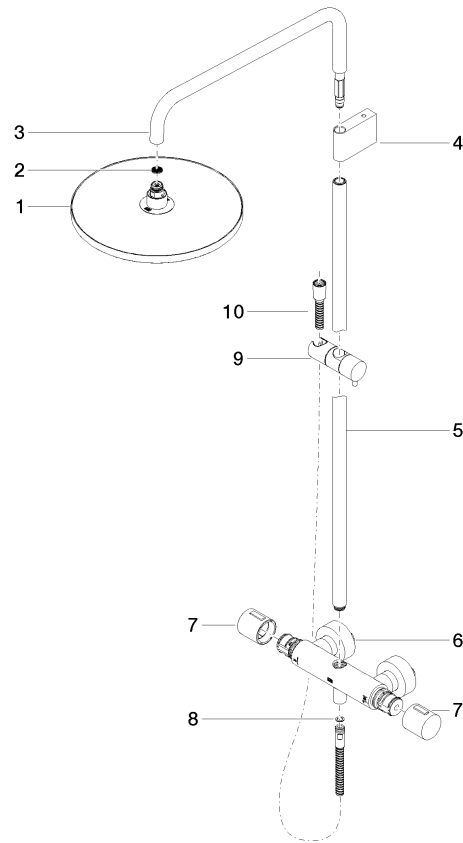
UK Water Supply  
Regulations

Ü-Zeichen



**Product version from 4/1/2024**

Parts for other  
finishes can be found  
here: [Chrome](#)







Showerpipe with shower thermostat - Brushed Chrome

IMO

ST 050 306 6979

**Spare parts list**

**Product version from 4/1/2024**

No.	Item Number	Name	Quantity used	Delivery time
	04 12 05 091 00-93	shower	11	20