






WATER SHEET Cascade spout for wall mounting - Champagne (22kt Gold)

SERIES-VARIOUS

13 415 979 Product version from 10/1/2023



- 150mm projection
- CASCADE, max. flow rate 26.5 l/min (at 3 bar)
- cover plate 240 x 60 mm
- 1/2" connection
- plug-link mounting
- WRAS

| | | |
|---|-------------------------------|---------------|
|  | Champagne (22kt Gold) | 13 415 979-47 |
|  | Chrome | 13 415 979-00 |
|  | Brushed Platinum | 13 415 979-06 |
|  | Platinum | 13 415 979-08 |
|  | Dark Chrome | 13 415 979-19 |
|  | Light Gold | 13 415 979-26 |
|  | Brushed Light Gold | 13 415 979-27 |
|  | Brushed Durabrass (23kt Gold) | 13 415 979-28 |
|  | Matte Black | 13 415 979-33 |
|  | Brushed Bronze | 13 415 979-42 |
|  | Brushed Champagne (22kt Gold) | 13 415 979-46 |
|  | Brushed Chrome | 13 415 979-93 |
|  | Brushed Dark Platinum | 13 415 979-99 |

Recommended miscellaneous



- Concealed wall elbow -**
- max. recess depth 163 mm
 - min. recess depth 90 mm

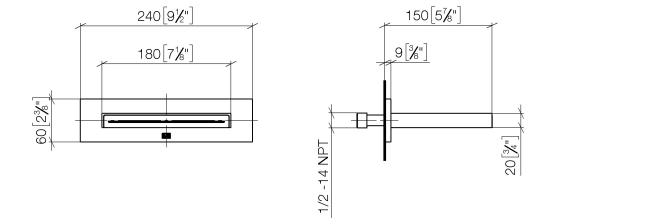
35 085 970 90

Recommended miscellaneous

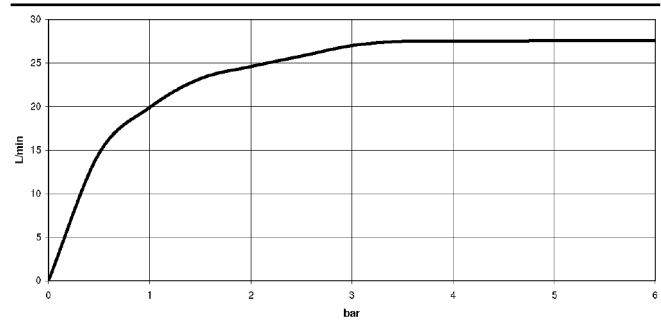


- Concealed wall elbow -**
- max. recess depth 163 mm
 - min. recess depth 90 mm

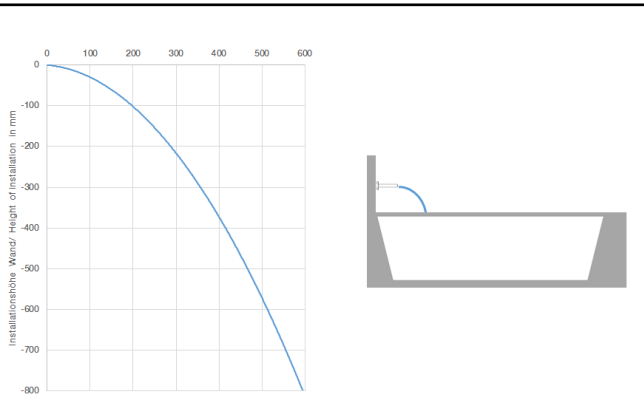
35 085 970 90



Flow rate chart



Trajectory diagram



Codes & Standards

| | | | |
|----------------|------|------------------------|-----------------------------|
| ASME A112.18.1 | cUPC | Scottish Water Byelaws | UK Water Supply Regulations |
|----------------|------|------------------------|-----------------------------|



WATER SHEET Cascade spout for wall mounting - Champagne (22kt Gold)

SERIES-VARIOUS

13 415 979 Product version from 10/1/2023

Certificates and sustainability

WRAS_2306

IAPMO_4976 (



Spare parts list

| No. | Item Number | Name | Quantity used | Delivery time |
|-----|--------------------|--------------|---------------|---------------|
| 11 | 90 29 03 059 00 90 | insert | 1.00 | 2 |
| 5 | 09 17 97 059 90 | holder | 1.00 | 2 |
| 9 | 09 27 78 031-47 | rosette | 1.00 | 30 |
| 10 | 09 11 78 003 20-47 | spout | 1.00 | 30 |
| 1 | 09 23 01 057 90 | flow reducer | 1.00 | 2 |
| 6 | 09 31 11 036 90 | pin | 2.00 | 2 |
| 2 | 90 24 03 213 00 90 | connection | 1.00 | 2 |
| 4 | 04 30 31 024 01 90 | fixing set | 1.00 | 2 |
| 8 | 09 24 03 214 90 | nipple | 2.00 | 2 |
| 7 | 09 31 11 040 90 | pin | 2.00 | 2 |
| 3 | 09 14 03 134 90 | seal | 1.00 | 2 |