

MEM Deck valve clockwise closing cold - Dark Chrome

MEM

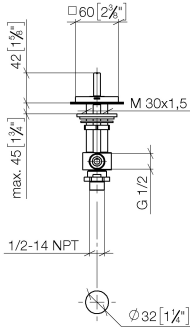
20 000 782 Product version from 3/10/2014



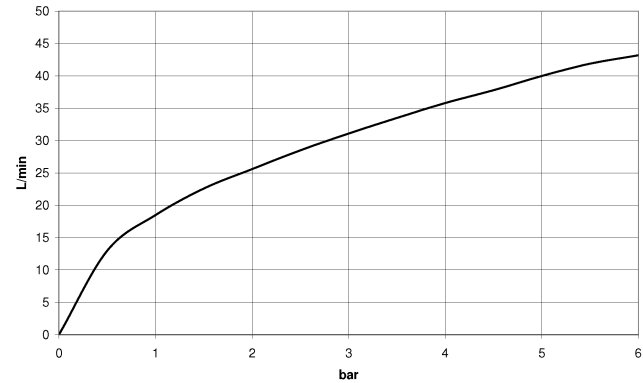
- hole diameter 32 mm
- rosette 60 x 60 mm
- with cold marking
- WRAS

| | | |
|---|-------------------------------------|---------------|
|  | Dark Chrome | 20 000 782-19 |
|  | Chrome | 20 000 782-00 |
|  | Brushed Platinum | 20 000 782-06 |
|  | Platinum | 20 000 782-08 |
|  | Brushed Durabrass (23kt Gold) | 20 000 782-28 |
|  | Brushed Champagne (22kt Gold) | 20 000 782-46 |
|  | Champagne (22kt Gold) | 20 000 782-47 |
|  | Brushed Dark Platinum | 20 000 782-99 |

mm [inches]



Flow rate chart



Codes & Standards

| | | | |
|----------------|------|---------------------------|--------------------------------|
| ASME A112.18.1 | cUPC | Scottish Water Byelaws | UK Water Supply Regulations |
|----------------|------|---------------------------|--------------------------------|



MEM Deck valve clockwise closing cold - Dark Chrome

MEM

20 000 782 Product version from 3/10/2014

Certificates and sustainability

IAPMO_4976

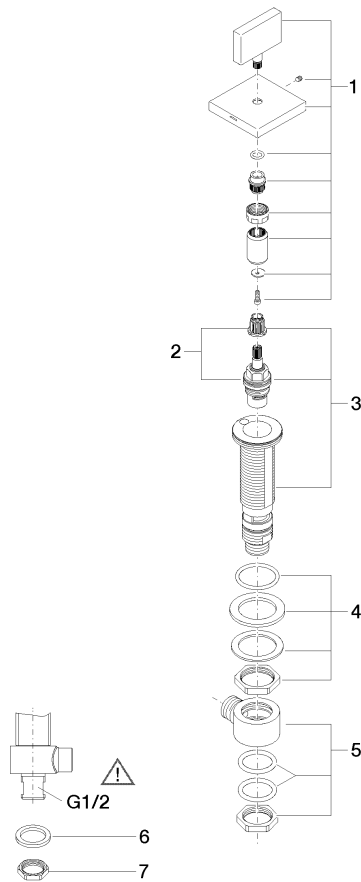
WRAS_2103

MEM Deck valve clockwise closing cold - Dark Chrome

MEM

20 000 782 Product version from 3/10/2014

Parts for other
finishes can be found
here: [Chrome](#)



Spare parts list

| No. | Item Number | Name | Quantity used | Delivery time |
|-----|--------------------|-----------------|---------------|---------------|
| 7 | 09 23 10 012 90 | nut | 1.00 | 2 |
| 3 | 04 17 11 058 33 90 | side panel | 1.00 | 2 |
| 2 | 90 90 03 133 00 90 | top | 1.00 | 2 |
| 4 | 04 23 10 032 78 90 | fixing set | 1.00 | 2 |
| 5 | 04 17 11 023 10 90 | distributor | 1.00 | 2 |
| 6 | 09 30 11 059 90 | disc | 1.00 | 2 |
| 1 | 90 20 78 002 04-19 | handle (cold) | 1.00 | 20 |