

TARA Deck valve clockwise closing - Matte Black

TARA

20 000 882

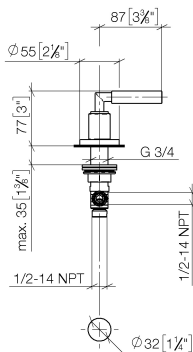


- hole diameter 32 mm
- rosette Ø 55 mm
- WRAS

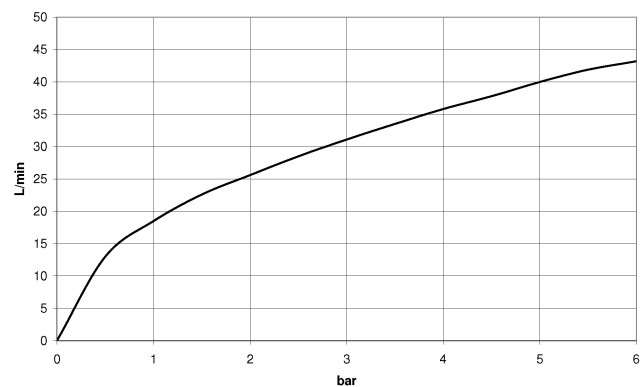
| | | |
|-----------------------------------------------------------------------------------|-------------------------------|---------------|
|  | Matte Black | 20 000 882-33 |
| | Dark Chrome | 20 000 882-19 |
| | Brushed Dark Brass | 20 000 882-39 |
| | Brushed Bronze | 20 000 882-42 |
| | Brushed Champagne (22kt Gold) | 20 000 882-46 |
| | Champagne (22kt Gold) | 20 000 882-47 |

20 000 882

mm [inches]



Flow rate chart



Codes & Standards

ASME A112.18.1

cUPC

Scottish Water
Byelaws

UK Water Supply
Regulations



TARA Deck valve clockwise closing - Matte Black

TARA

20 000 882

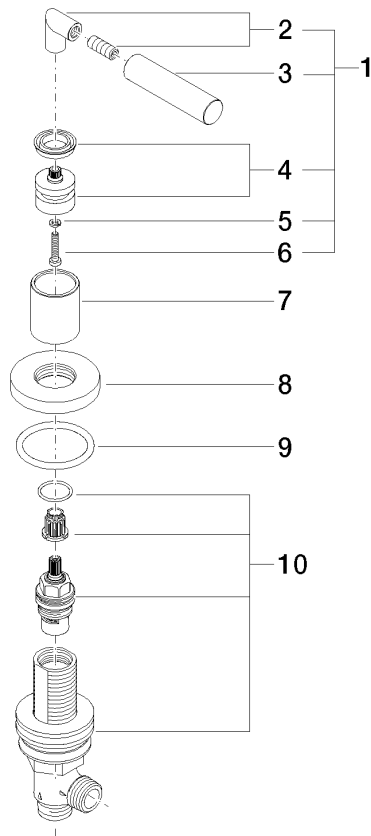
Certificates and sustainability

WRAS_2112

IAPMO_4976

20 000 882

Parts for other finishes can be found here: Dark Chrome



Spare parts list

| No. | Item Number | Name | Quantity used | Delivery time |
|-----|--------------------|------------|---------------|---------------|
| 3 | 09 20 88 052-33 | handle | 1.00 | 30 |
| 7 | 09 21 02 140-33 | sleeve | 1.00 | 30 |
| 4 | 90 12 12 007 00-33 | base | 1.00 | 30 |
| 1 | 04 20 88 052 00-33 | handle | 1.00 | 30 |
| 8 | 09 27 89 105-33 | rosette | 1.00 | 30 |
| 2 | 04 18 20 022 00-33 | angle | 1.00 | 30 |
| 10 | 90 17 11 040 31 90 | side panel | 1.00 | 2 |
| 6 | 90 30 30 075 00 90 | screw | 1.00 | 2 |
| 9 | 90 14 10 043 00 90 | seal | 1.00 | 2 |
| 5 | 90 30 11 029 00 90 | disc | 1.00 | 2 |