

LISSÉ Three-hole basin mixer with pop-up waste - Brushed Platinum








LISSÉ

20 713 845 Product version from 3/9/2016



- 130mm projection
 - fixed spout
 - circular, air-enriched flow
 - height of mixer 95 mm
 - height up to aerator 75 mm
 - hole diameter valve 32 mm
 - hole diameter spout 35 mm
 - rosette Ø 48 mm
 - max. flow 5.7 l/min
 - lead-free
 - WRAS
 - This product can help a building meet the requirements of Green Building Rating Systems, e.g. LEED®, BREEAM®, DGNB
- Only suitable for basins with an overflow.**

Only suitable for basins with an overflow.

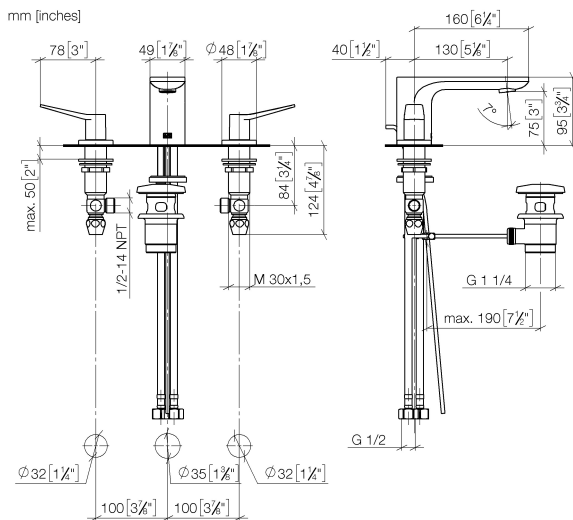
| | | |
|---|-----------------------|---------------|
|  | Brushed Platinum | 20 713 845-06 |
|  | Chrome | 20 713 845-00 |
|  | Dark Chrome | 20 713 845-19 |
|  | Brushed Light Gold | 20 713 845-27 |
|  | Matte Black | 20 713 845-33 |
|  | Brushed Chrome | 20 713 845-93 |
|  | Brushed Dark Platinum | 20 713 845-99 |

Required miscellaneous



High pressure hoses - 12 506 970 90
 • 2x 3/8" x 1/2" x 500mm high pressure hose

20 713 845 Product version from 3/9/2016



Flow rate chart



Codes & Standards

DIN 4109

ISO 3822

Scottish Water
Byelaws

UK Water Supply
Regulations

Ü-Zeichen



LISSE Three-hole basin mixer with pop-up waste - Brushed Platinum

LISSE

20 713 845 Product version from 3/9/2016

Certificates and sustainability

WRAS_2210

LGA_29



Spare parts list

| No. | Item Number | Name | Quantity used | Delivery time |
|-----|-----------------------|--------------------|---------------|---------------|
| | 3 04 30 04 019 00 90 | hose | 2.00 | 2 |
| | 12 09 18 40 206 90 | ring | 2.00 | 2 |
| | 10 09 27 84 023-06 | rosette | 2.00 | 10 |
| | 9 09 20 84 024-06 | handle (cold) | 1.00 | 10 |
| | 7 04 17 11 055 51 90 | side panel | 1.00 | 2 |
| | 13 04 23 10 032 78 90 | fixing set | 2.00 | 2 |
| | 8 90 90 03 151 00 90 | top | 1.00 | 2 |
| | 6 09 20 84 025-06 | handle (hot) | 1.00 | 10 |
| | 1 09 31 09 120-06 | pull-rod | 1.00 | 10 |
| | 15 90 90 03 150 00 90 | top | 1.00 | 2 |
| | 14 04 17 11 055 50 90 | side panel | 1.00 | 2 |
| | 11 09 14 10 098 90 | seal | 2.00 | 2 |
| | 5 04 30 11 038 75 90 | fixing set | 1.00 | 2 |
| | 2 90 11 84 013 00-06 | spout | 1.00 | 10 |
| | 4 09 31 11 012 90 | pin | 1.00 | 2 |
| | 16 90 23 30 040 00-06 | threaded connector | 2.00 | 10 |
| | 17 90 11 01 001 00-06 | pop-up waste | 1.00 | 10 |