

26 632 360



**Rain shower:**

- rain shower Ø 200 mm
- overhead shower: rain flow
- max. rainshower flow 14 l/min
- Function from: 8 l/min

**hand shower:**

**Control element:**

- rotary diverter for fixed-riser shower/hand shower
- metal shower hose 1250mm with integrated anti-twist protection

**Technical data:**

- shower with fixed riser projection 420mm
- height of fittings up to rain shower (bottom edge) 1009mm
- height of fittings up to top edge of elbow 1180mm
- rosette for wall mounting Ø 70mm
- rosette for shower mixer Ø 60mm
- rosette for shower holder Ø 66mm
- Pipe diameter 20 mm
- gauge 150 mm - 13 mm
- 1/2" connection

**Notes:**







- This product can help a building meet the requirements of Green Building Rating Systems, e.g. LEED®, BREEAM®, DGNB

**This article does not include a hand shower!**

**Intrinsic protection against back flow.**

This article does not include a hand shower!

Intrinsic protection against back flow.

	Chrome	26 632 360-00
	Brushed Platinum	26 632 360-06
	Platinum	26 632 360-08
	Durabrand (23kt Gold)	26 632 360-09
	Brushed Durabrand (23kt Gold)	26 632 360-28
	Brushed Dark Platinum	26 632 360-99

**Required miscellaneous**



**MADISON Hand shower - Chrome** 28 002 978-00  
 • spray head Ø 95mm  
 • Hand shower see page {PAGE}  
 • Three settings: COMPACT RAIN, COMPACT SOFT FLOW, COMPACT AQUAPRESSURE FLOW, max. flow rate l/min (at 3 bar)

**Required miscellaneous**

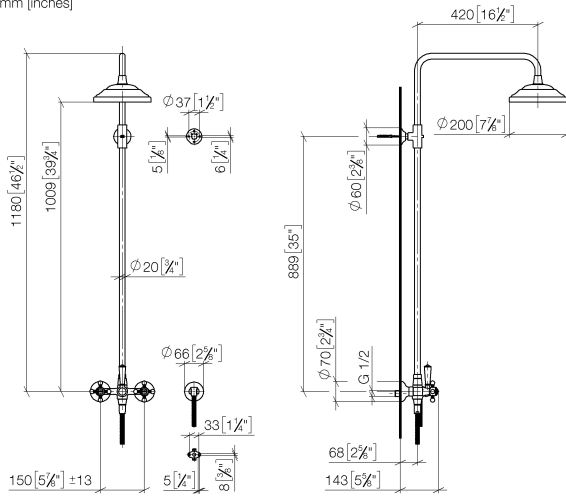


**MADISON Hand shower FlowReduce - Chrome** 28 002 978-00 0010  
 • spray head Ø 95mm  
 • Hand shower see page {PAGE}  
 • Three settings: COMPACT RAIN, COMPACT SOFT FLOW, COMPACT AQUAPRESSURE FLOW, max. flow rate l/min (at 3 bar)

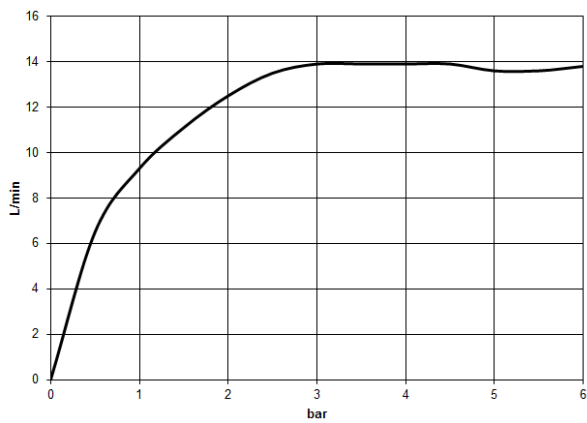
**Required miscellaneous**



**MADISON Metal hand shower with porcelain insert (white)** 28 002 970-00 0010  
**FlowReduce - Chrome**



### Flow rate chart



## Codes & Standards

DIN 4109

EN 1717

ISO 3822

Scottish Water  
Byelaws

## UK Water Supply Regulations

## Ü-Zeichen



## MADISON Showerpipe with shower mixer without hand shower - Chrome

---

MADISON

26 632 360

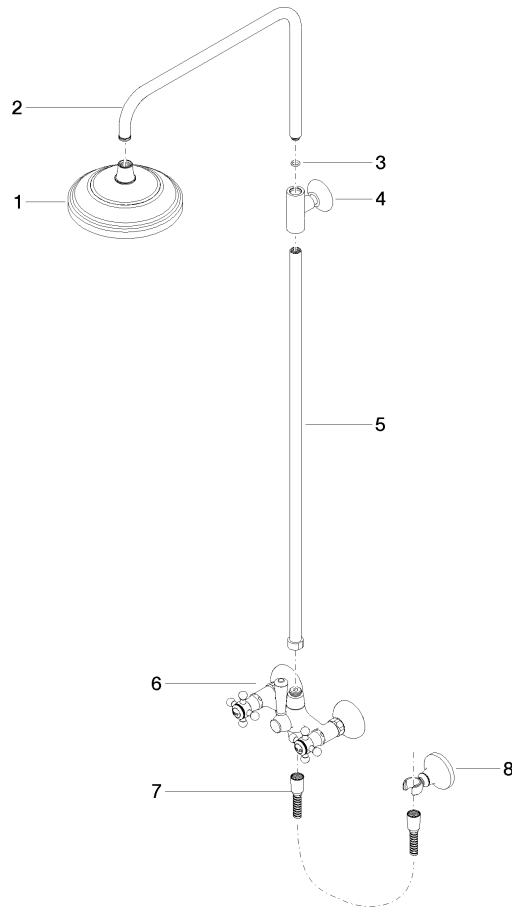
Certificates and sustainability

---

Belgaqua\_21-023-2 LGA\_29

WRAS\_2204

26 632 360



## Spare parts list

No.	Item Number	Name	Quantity used	Delivery time
6	04 17 10 001 00-00	fitting	1.00	60
8	28 050 410-00	holder	1.00	60
4	90 17 11 033 00-00	holder	1.00	10
5	90 28 22 096 00-00	pipe	1.00	10
7	28 104 970-00	Metal shower hose 1/2" x 1/2" x 1250 mm - Chrome	1.00	2
2	04 28 22 101 20-00	spout	1.00	10
3	90 14 10 011 00 90	seal	1.00	2
1	04 12 05 038 01-00	shower	1.00	10