

## Bar-type hand shower - Matte White


IMO

28 013 979 Product version from 4/1/2024



- normal flow
- with anti-scale system
- 1/2" connection
- max. flow 6.8 l/min
- This product can help a building meet the requirements of Green Building Rating Systems, e.g. LEED®, BREEAM®, DGNB
- WRAS

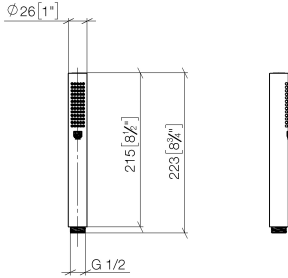
Intrinsic protection against back flow.

	Matte White	28 013 979-10 0010
	Dark Brass matt	28 013 979-16 0010
	Dark Bronze matt	28 013 979-17 0010

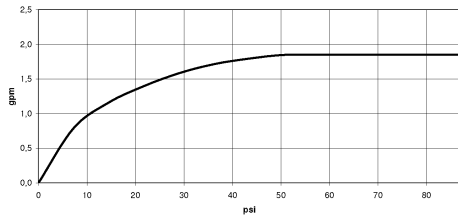
Fits: IMO, LULU, MADISON, MEM, TARA, CL.1, LISSÉ, VAIA, META, CYO

28 013 979 Product version from 4/1/2024

mm [inches]



**Flow rate chart**



**Codes & Standards**

EN 1112

Scottish Water  
Byelaws

UK Water Supply  
Regulations



## Bar-type hand shower - Matte White

---

IMO

28 013 979 Product version from 4/1/2024

### Certificates


---

DVGW\_DW-  
6517DN0

WRAS\_2112

28 013 979 Product version from 4/1/2024

Parts for other finishes can be found here: Dark Brass matt



Spare parts list

No.	Item Number	Name	Quantity used	Delivery time
1	09 23 01 039 90	sieve	1	2
2	09 21 02 153-10	cap	1	60