

























SERIES-VARIOUS Hand shower FlowReduce - Brushed Light Gold

28 029 979 Product version from 4/1/2024



- COMPACT RAIN, max. flow rate 6.8 l/min (at 3 bar)
- with anti-scale system
- 1/2" connection
- This product can help a building meet the requirements of Green Building Rating Systems, e.g. LEED®, BREEAM®, DGNB

Intrinsic protection against back flow.

	Brushed Light Gold	28 029 979-27 0010
	Chrome	28 029 979-00
	Chrome	28 029 979-00 0010
	Brushed Platinum	28 029 979-06
	Brushed Platinum	28 029 979-06 0010
	Platinum	28 029 979-08 0010
	Platinum	28 029 979-08
	Dark Chrome	28 029 979-19 0010
	Dark Chrome	28 029 979-19
	Light Gold	28 029 979-26 0010
	Light Gold	28 029 979-26
	Brushed Light Gold	28 029 979-27
	Brushed Durabrass (23kt Gold)	28 029 979-28
	Brushed Durabrass (23kt Gold)	28 029 979-28 0010
	Matte Black	28 029 979-33
	Matte Black	28 029 979-33 0010
	Brushed Champagne (22kt Gold)	28 029 979-46 0010
	Brushed Champagne (22kt Gold)	28 029 979-46
	Champagne (22kt Gold)	28 029 979-47 0010
	Champagne (22kt Gold)	28 029 979-47
	Brushed Chrome	28 029 979-93
	Brushed Chrome	28 029 979-93 0010
	Brushed Dark Platinum	28 029 979-99
	Brushed Dark Platinum	28 029 979-99 0010



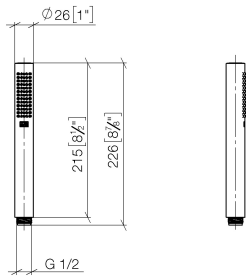
SERIES-VARIOUS Hand shower FlowReduce - Brushed Light Gold

28 029 979 Product version from 4/1/2024

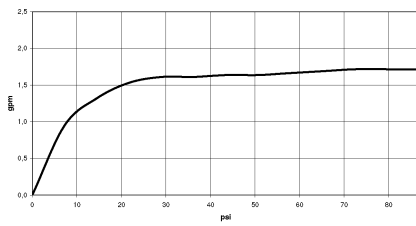
SERIES-VARIOUS Hand shower FlowReduce - Brushed Light Gold

28 029 979 Product version from 4/1/2024

mm [inches]




Flow rate chart



SERIES-VARIOUS Hand shower FlowReduce - Brushed Light Gold

28 029 979 Product version from 4/1/2024

Parts for other finishes can be found here: [Chrome](#)



Spare parts list

No.	Item Number	Name	Quantity used	Delivery time
1	09 23 01 039 90	sieve	1	2
2	09 21 02 153-27	cap	1	60