

Shower head FlowReduce - Matte Black

SERIES SPECIFIC



























28 508 979 Product version up to 5/15/2020



- spray head Ø 92mm
- Three settings: COMPACT RAIN, COMPACT SOFT FLOW, COMPACT AQUAPRESSURE FLOW, max. flow rate 6.8 l/min (at 3 bar)
- Function from: l/min
- with anti-scale system

Technical data:

- 200mm projection
- ball-joint pivotable through 30°
- rosette Ø 55 mm
- 1/2" connection

	Matte Black	28 508 979-33 0010
	Chrome	28 508 979-00 0010
	Chrome	28 508 979-00
	Brushed Platinum	28 508 979-06 0010
	Brushed Platinum	28 508 979-06
	Platinum	28 508 979-08 0010
	Platinum	28 508 979-08
	Dark Chrome	28 508 979-19 0010
	Dark Chrome	28 508 979-19
	Light Gold	28 508 979-26 0010
	Light Gold	28 508 979-26
	Brushed Light Gold	28 508 979-27 0010
	Brushed Light Gold	28 508 979-27
	Brushed Durabronze (23kt Gold)	28 508 979-28 0010
	Brushed Durabronze (23kt Gold)	28 508 979-28
	Matte Black	28 508 979-33
	Brushed Dark Brass	28 508 979-39 0010
	Brushed Dark Brass	28 508 979-39
	Brushed Bronze	28 508 979-42
	Brushed Bronze	28 508 979-42 0010
	Brushed Champagne (22kt Gold)	28 508 979-46 0010
	Brushed Champagne (22kt Gold)	28 508 979-46
	Champagne (22kt Gold)	28 508 979-47 0010
	Champagne (22kt Gold)	28 508 979-47
	Brushed Chrome	28 508 979-93 0010
	Brushed Chrome	28 508 979-93



Shower head FlowReduce - Matte Black

SERIES SPECIFIC

28 508 979 Product version up to 5/15/2020

	Brushed Dark Platinum	28 508 979-99 0010
	Brushed Dark Platinum	28 508 979-99

Shower head FlowReduce - Matte Black

SERIES SPECIFIC

28 508 979 Product version up to 5/15/2020

mm [inches]



Codes & Standards

ASME A112.18.1 cUPC DIN 4109 EPA WaterSense

ISO 3822 Ü-Zeichen WaterSense



Certificates and sustainability

LGA_38 IAPMO_4976 IAPMO_11777

28 508 979

Product version up to 5/15/2020

Parts for other finishes can be found here: Chrome



Spare parts list

No.	Item Number	Name	Quantity used	Delivery time
4	04 12 11 110 30-33	shower	1.00	30
1	09 27 22 019-33	rosette	1.00	30
3	09 11 03 011-33	connection	1.00	30
2	90 14 10 026 00 90	seal	1.00	2