

Rain shower with ceiling fixing FlowReduce 300 x 240 mm - Chrome

SERIES SPECIFIC

28 774 980 Product version from 6/1/2024

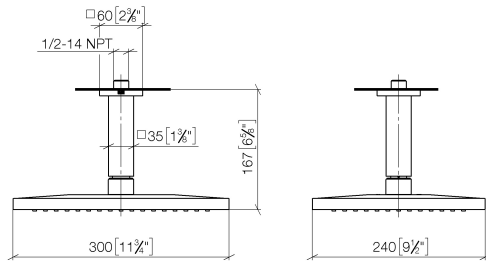


- rain shower 300 x 240mm
- rain flow
- max. flow 12 l/min
- Function from: 12 l/min
- distance between ceiling and lower edge of the shower 165mm
- rosette 60 x 60, as required
- 1/2" connection
- with anti-scale system
- quick clearing
- This product can help a building meet the requirements of Green Building Rating Systems, e.g. LEED®, BREEAM®, DGNB

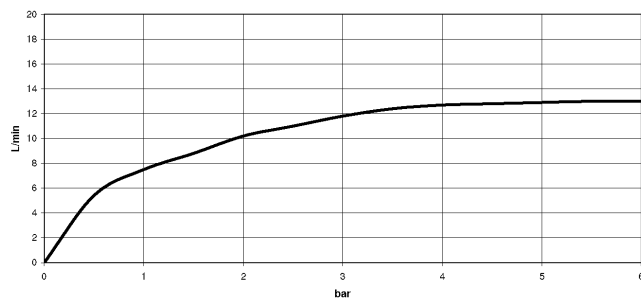
	Chrome	28 774 980-00
	Brushed Platinum	28 774 980-06
	Platinum	28 774 980-08
	Dark Chrome	28 774 980-19
	Brushed Light Gold	28 774 980-27
	Brushed Durabrass (23kt Gold)	28 774 980-28
	Matte Black	28 774 980-33
	Brushed Champagne (22kt Gold)	28 774 980-46
	Champagne (22kt Gold)	28 774 980-47
	Brushed Chrome	28 774 980-93
	Brushed Dark Platinum	28 774 980-99

28 774 980 Product version from 6/1/2024

mm [inches]



Flow rate chart



Codes & Standards

DIN 4109

ISO 3822

Ü-Zeichen



Rain shower with ceiling fixing FlowReduce 300 x 240 mm - Chrome

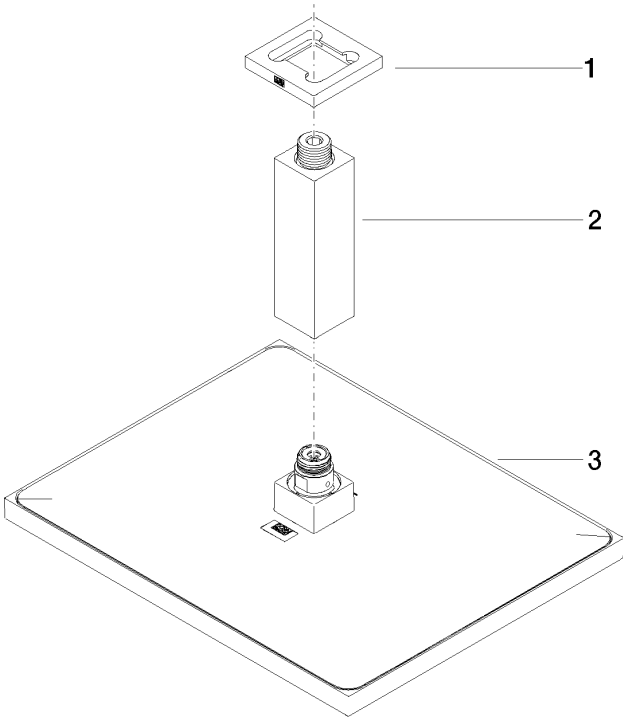
SERIES SPECIFIC

28 774 980 Product version from 6/1/2024

Certificates and sustainability

LGA_38

Parts for other finishes can be found here: [Brushed Platinum](#)



Spare parts list

No.	Item Number	Name	Quantity used	Delivery time
3	90 12 05 063 20-00	shower	1.00	10
1	09 27 98 017-00	rosette	1.00	10
2	90 11 10 092 00-00	connection	1.00	10