


## Rain shower with ceiling fixing FlowReduce 300 x 240 mm - Matte Black

SERIES SPECIFIC

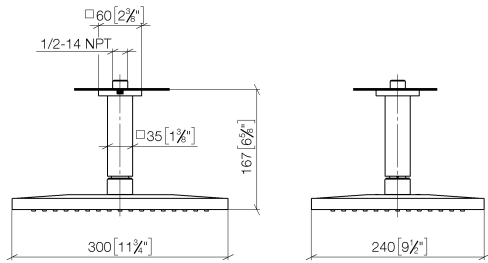
28 774 980 Product version from 6/1/2024



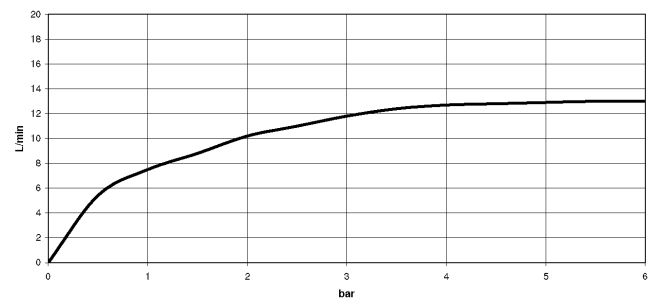
- rain shower 300 x 240mm
- rain flow
- max. flow 12 l/min
- Function from: 12 l/min
- distance between ceiling and lower edge of the shower 165mm
- rosette 60 x 60, as required
- 1/2" connection
- with anti-scale system
- quick clearing
- This product can help a building meet the requirements of Green Building Rating Systems, e.g. LEED®, BREEAM®, DGNB

|                                                                                     |                               |               |
|-------------------------------------------------------------------------------------|-------------------------------|---------------|
|    | Matte Black                   | 28 774 980-33 |
|    | Chrome                        | 28 774 980-00 |
|    | Brushed Platinum              | 28 774 980-06 |
|    | Platinum                      | 28 774 980-08 |
|    | Dark Chrome                   | 28 774 980-19 |
|    | Brushed Light Gold            | 28 774 980-27 |
|    | Brushed Durabrass (23kt Gold) | 28 774 980-28 |
|    | Brushed Champagne (22kt Gold) | 28 774 980-46 |
|    | Champagne (22kt Gold)         | 28 774 980-47 |
|   | Brushed Chrome                | 28 774 980-93 |
|  | Brushed Dark Platinum         | 28 774 980-99 |

mm [inches]



### Flow rate chart



### Codes & Standards

DIN 4109

ISO 3822

Ü-Zeichen



## Rain shower with ceiling fixing FlowReduce 300 x 240 mm - Matte Black

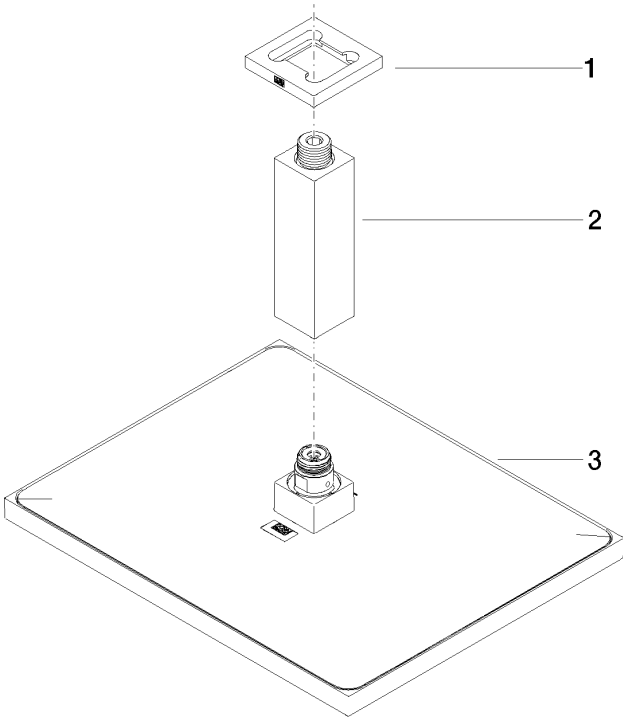
SERIES SPECIFIC

28 774 980 Product version from 6/1/2024

Certificates and sustainability

LGA\_38

Parts for other  
finishes can be found  
here: [Chrome](#)



Spare parts list

| No. | Item Number        | Name       | Quantity used | Delivery time |
|-----|--------------------|------------|---------------|---------------|
| 1   | 09 27 98 017-33    | rosette    | 1.00          | 30            |
| 2   | 90 11 10 092 00-33 | connection | 1.00          | 30            |
| 3   | 90 12 05 063 20-33 | shower     | 1.00          | 30            |