

IMO Single-lever bath mixer for wall mounting without shower set - Matte Black







IMO

33 200 671
Product version from 4/1/2024

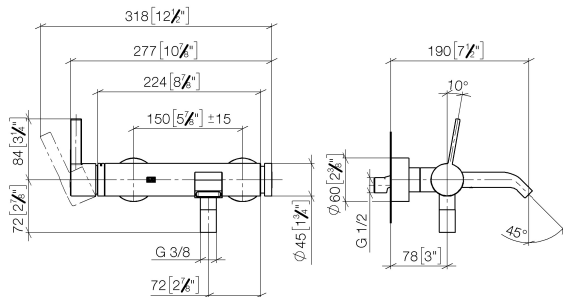


- 190mm projection
- rectangular normal flow
- automatic bath/shower diverter
- 3/8" shower outlet
- slide-on rosettes Ø 60 mm
- 1/2" connection
- gauge 150 mm - 15 mm
- max. flow 16.7 l/min at 3 bar flow pressure

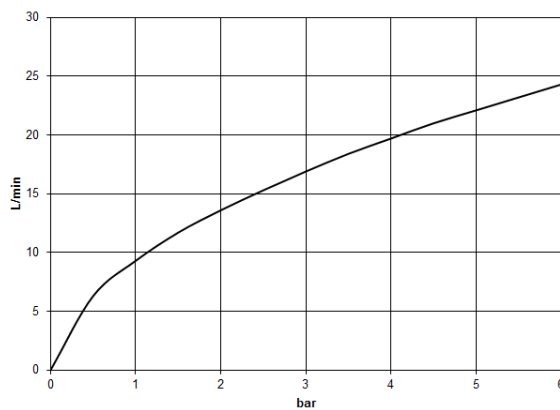
Intrinsic protection against back flow.

	Matte Black	33 200 671-33
	Chrome	33 200 671-00
	Brushed Platinum	33 200 671-06
	Dark Chrome	33 200 671-19
	Brushed Chrome	33 200 671-93
	Brushed Dark Platinum	33 200 671-99

mm [inches]



Flow rate chart



Codes & Standards

DIN 4109

ISO 3822

Scottish Water
Byelaws

UK Water Supply
Regulations

Ü-Zeichen



IMO Single-lever bath mixer for wall mounting without shower set - Matte Black

IMO

33 200 671 Product version from 4/1/2024

Certificates and sustainability

LGA_38

WRAS_250102

Parts for other
finishes can be found
here: [Chrome](#)



Spare parts list

No.	Item Number	Name	Quantity used	Delivery time
2	09 27 62 004-33	rosette	2.00	30
1	04 11 04 030 00 90	connection	1.00	2
3	09 14 10 119 90	seal	2.00	2
15	09 28 30 032-33	cover	1.00	30
8	09 20 62 031-33	handle	1.00	30
7	09 18 40 059-33	sleeve	2.00	30
10	90 14 10 032 00 90	seal	1.00	2
6	09 23 10 048-33	nut	2.00	30
9	90 23 01 141 00 90	back-flow preventer	1.00	2
11	09 24 03 115 20-33	nipple	1.00	30
13	90 11 06 228 00-33	spout	1.00	-
Spare part can no longer be ordered, please order the replacement item				
14	90 15 05 046 01 90	cartridge	1.00	2
12	90 21 02 069 00-33	cover	1.00	30
16	90 20 67 020 00-33	handle	1.00	-
Spare part can no longer be ordered, please order the replacement item				
5	09 14 10 008 90	seal	2.00	2
4	09 29 05 005 20 90	nipple	2.00	60