








LISSÉ Concealed single-lever mixer with cover plate - Chrome

LISSÉ

36 060 845



- cover plate 78 x 78 mm

	Chrome	36 060 845-00
	Brushed Platinum	36 060 845-06
	Dark Chrome	36 060 845-19
	Brushed Light Gold	36 060 845-27
	Matte Black	36 060 845-33
	Brushed Chrome	36 060 845-93
	Brushed Dark Platinum	36 060 845-99

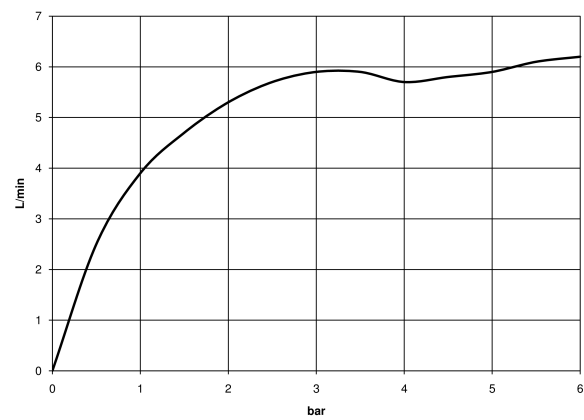
Required miscellaneous



- Concealed wall-mounted single-lever mixer -

35 860 970 90
- max. recess depth 95 mm
 - min. recess depth 80 mm

Flow rate chart



Codes & Standards

DIN 4109

ISO 3822

Ü-Zeichen



LISSÉ Concealed single-lever mixer with cover plate - Chrome

LISSÉ

36 060 845

Certificates and sustainability

LGA_29



Spare parts list

No.	Item Number	Name	Quantity used	Delivery time
1	90 15 05 046 02 90	cartridge	1.00	2
5	90 31 11 030 00 90	pin	1.00	2
7	90 30 09 064 00 90	key	1.00	2
6	09 20 84 021-00	handle	1.00	10
4	90 31 20 087 00-00	plug	1.00	10
3	09 11 02 288-00	cover	1.00	10
2	90 27 84 020 00-00	rosette	1.00	10