












TARA Concealed three-way diverter - Champagne (22kt Gold)

TARA

36 210 882 Product version from 4/1/2022



- rotary diverter
- rosette 60 mm
- WRAS

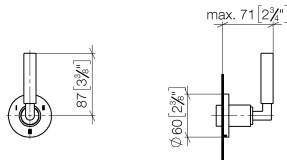
	Champagne (22kt Gold)	36 210 882-47
	Chrome	36 210 882-00
	Brushed Platinum	36 210 882-06
	Platinum	36 210 882-08
	Dark Chrome	36 210 882-19
	Brushed Durabronze (23kt Gold)	36 210 882-28
	Matte Black	36 210 882-33
	Brushed Dark Brass	36 210 882-39
	Brushed Bronze	36 210 882-42
	Brushed Champagne (22kt Gold)	36 210 882-46
	Brushed Chrome	36 210 882-93
	Brushed Dark Platinum	36 210 882-99

Required miscellaneous



- Concealed three-way diverter -** 35 203 970 90
- max. recess depth 160 mm
 - min. recess depth 85 mm

mm [inches]



Flow rate chart



Codes & Standards

DIN 4109

ISO 3822

Scottish Water
Byelaws

UK Water Supply
Regulations

Ü-Zeichen



TARA Concealed three-way diverter - Champagne (22kt Gold)

TARA

36 210 882 Product version from 4/1/2022

Certificates and sustainability

LGA_38

WRAS_2307



Spare parts list

No.	Item Number	Name	Quantity used	Delivery time
	7 09 24 05 002 90	nipple	1.00	2
	16 04 18 20 022 00-47	angle	1.00	60
	17 09 20 88 052-47	handle	1.00	30
	8 09 29 06 022 90	spindle	1.00	2
	12 04 20 88 052 10-47	handle	1.00	60
	15 90 12 12 219 00-47	base	1.00	30
	10 90 12 12 002 00 90	fixing cap	1.00	2
	4 09 27 89 117-47	rosette	1.00	60
	3 90 21 02 181 00 90	disc	1.00	2
	5 09 31 11 294 90	pin	1.00	2
	11 09 21 02 144-47	sleeve	1.00	30
	1 90 90 03 303 10 90	diverter	1.00	2
	14 90 30 11 029 00 90	disc	1.00	2
	9 90 14 10 060 00 90	seal	1.00	2
	13 90 30 30 075 00 90	screw	1.00	2
	2 90 23 30 023 00 90	nut	1.00	2
	6 90 14 15 020 03 90	ring	1.00	2