





Flush plate For flush-mounted tanks from Geberit , angular - Champagne (22kt SERIES SPECIFIC Gold)

12 665 980 Product version from 4/1/2024



- Cover plate 6-5/8" x 9-5/8" x 1/2"
- Mechanical flush plate with manual activation
- For dual flush systems
- Incl. mounting frame, actuator rods and mounting elements
- Sound-insulated push rods, quickly adjustable without tools
- Compatible with all tanks in the Geberit Sigma series from 2001 onwards

Not compatible with GEBERIT Duo Fresh module

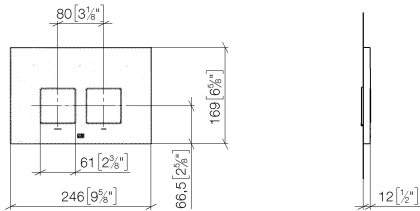
	Champagne (22kt Gold)	12 665 980-47
	Chrome	12 665 980-00
	Brushed Platinum	12 665 980-06
	Platinum	12 665 980-08
	Durabrass (23kt Gold)	12 665 980-09
	Dark Chrome	12 665 980-19
	Light gold	12 665 980-26
	Brushed Light Gold	12 665 980-27
	Brushed Durabrass (23kt Gold)	12 665 980-28
	Matte Black	12 665 980-33
	Brushed Bronze	12 665 980-42
	Brushed Champagne (22kt Gold)	12 665 980-46
	Brushed Chrome	12 665 980-93
	Brushed Dark Platinum	12 665 980-99



Flush plate For flush-mounted tanks from Geberit , angular - Champagne (22kt SERIES SPECIFIC Gold)

12 665 980 Product version from 4/1/2024

mm [inches]



Flush plate For flush-mounted tanks from Geberit , angular - Champagne (22kt Gold)

SERIES SPECIFIC

12 665 980 Product version from 4/1/2024

Parts for other finishes can be found here: Chrome



Spare parts list

Number	Item Number	Designation	Number of units	Lead time
4	90 11 98 012 00-47	cover	4.00	30
1	90 28 01 030 00 90	base	1.00	2
2	90 20 98 000 00-47	button	2.00	30
3	90 28 10 212 00 90	base	2.00	2
5	90 14 05 090 00 90	ring	1.00	2