














Escutcheon - Brushed Light Gold
SERIES-VARIOUS

12 720 660
Product version from 7/1/2023



- Flange diameter 2-3/4"

Only for combination with exposed trim parts 36 803 885-FF / 36 804 661-FF / 36 023 885-FF / 36 023 661-FF.

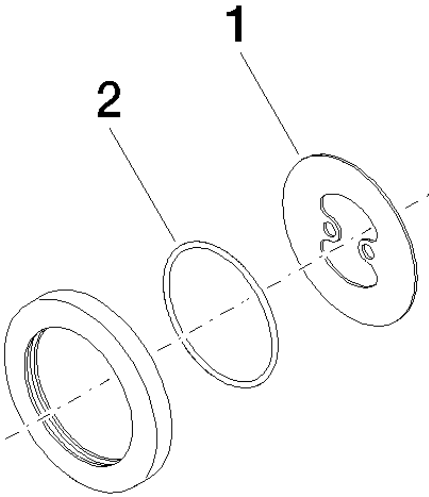
	Brushed Light Gold	12 720 660-27
	Chrome	12 720 660-00
	Brushed Platinum	12 720 660-06
	Platinum	12 720 660-08
	Dark Chrome	12 720 660-19
	Light gold	12 720 660-26
	Brushed Durabrass (23kt Gold)	12 720 660-28
	Matte Black	12 720 660-33
	Brushed Bronze	12 720 660-42
	Brushed Champagne (22kt Gold)	12 720 660-46
	Champagne (22kt Gold)	12 720 660-47
	Brushed Chrome	12 720 660-93
	Brushed Dark Platinum	12 720 660-99

12 720 660 Product version from 7/1/2023

mm [inches]



Parts for other
finishes can be found
here: [Chrome](#)



Spare parts list

Number	Item Number	Designation	Number of units	Lead time
2	09 14 10 046 90	seal	1.00	2
1	09 30 11 291 90	disc	1.00	2