
















WATER SHEET Cascade spout for wall-mounted installation - Brushed Light Gold

13 415 979 Product version from 10/1/2023



- 5-7/8" Projection
- CASCADE, flow rate max. 7 gpm (at 3 bar)
- Cover plate 9-1/2" x 2-3/8"
- 1/2" connection
- Plug-in connection mounting

| | | |
|---|-------------------------------|---------------|
|  | Brushed Light Gold | 13 415 979-27 |
|  | Chrome | 13 415 979-00 |
|  | Brushed Platinum | 13 415 979-06 |
|  | Platinum | 13 415 979-08 |
|  | Dark Chrome | 13 415 979-19 |
|  | Light gold | 13 415 979-26 |
|  | Brushed Durabrass (23kt Gold) | 13 415 979-28 |
|  | Matte Black | 13 415 979-33 |
|  | Brushed Bronze | 13 415 979-42 |
|  | Brushed Champagne (22kt Gold) | 13 415 979-46 |
|  | Champagne (22kt Gold) | 13 415 979-47 |
|  | Brushed Chrome | 13 415 979-93 |
|  | Brushed Dark Platinum | 13 415 979-99 |

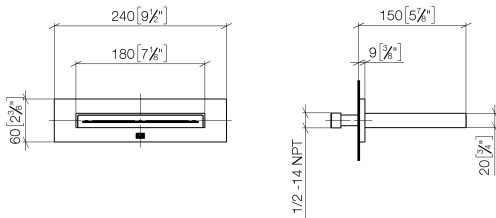
Required article

Rough-in adapter - 35 080 970-90
0010

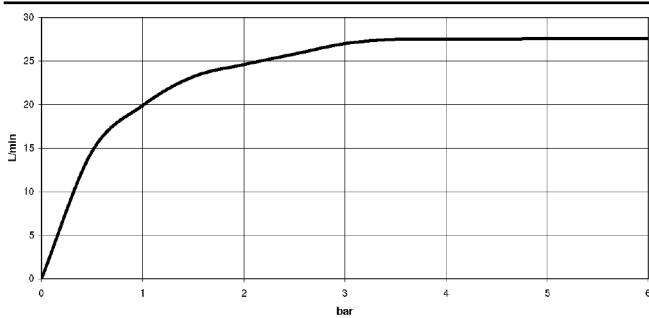


WATER SHEET Cascade spout for wall-mounted installation - Brushed Light Gold

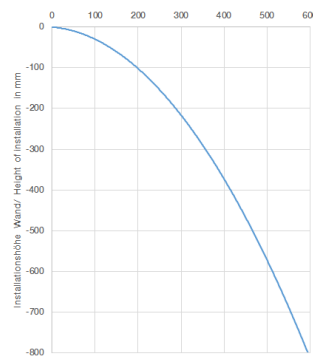
13 415 979 Product version from 10/1/2023
mm [inches]



Flow rate chart



Trajectory length diagram



Codes & Standards

ASME
A112.18.1/CSA
B125.1

Scottish Water
Byelaws

UK Water Supply
Regulations



WATER SHEET Cascade spout for wall-mounted installation - Brushed Light Gold

13 415 979 Product version from 10/1/2023

Certificates

WRAS_2306

WATER SHEET Cascade spout for wall-mounted installation - Brushed Light Gold

13 415 979 Product version from 10/1/2023



Spare parts list

| Number | Item Number | Designation | Number of units | Lead time |
|--------|--------------------|--------------|-----------------|-----------|
| 1 | 09 23 01 057 90 | flow reducer | 1 | 2 |
| 2 | 90 24 03 213 00 90 | connection | 1 | 2 |
| 3 | 09 14 03 134 90 | seal | 1 | 2 |
| 4 | 04 30 31 024 01 90 | fixing set | 1 | 2 |
| 5 | 09 17 97 059 90 | holder | 1 | 2 |
| 6 | 09 31 11 036 90 | pin | 2 | 2 |
| 7 | 09 31 11 040 90 | pin | 2 | 2 |
| 8 | 09 24 03 214 90 | nipple | 2 | 2 |
| 9 | 09 27 78 031-27 | rosette | 1 | 60 |
| 10 | 09 11 78 003 20-27 | spout | 1 | 60 |
| 11 | 90 29 03 059 00 90 | insert | 1 | 2 |