




# WATER FALL Cascade spout for wall-mounted installation - Brushed Durabrand (23kt Gold)

13 420 979 Product version from 4/1/2023



- 4-3/4" Projection
- CASCADE, flow rate max. 7 gpm (at 3 bar)
- Cover plate 9-1/2" x 2-3/8"
- 1/2" connection
- Plug-in connection mounting

	Brushed Durabrand (23kt Gold)	13 420 979-28
	Chrome	13 420 979-00
	Brushed Platinum	13 420 979-06
	Platinum	13 420 979-08
	Dark Chrome	13 420 979-19
	Light gold	13 420 979-26
	Brushed Light Gold	13 420 979-27
	Matte Black	13 420 979-33
	Brushed Bronze	13 420 979-42
	Brushed Champagne (22kt Gold)	13 420 979-46
	Champagne (22kt Gold)	13 420 979-47
	Brushed Chrome	13 420 979-93

## Required article

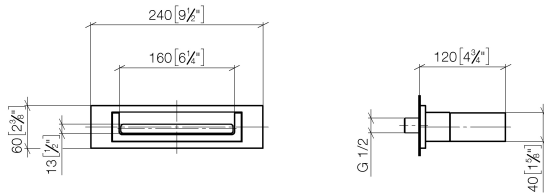
Rough-in adapter -

35 080 970-90  
0010

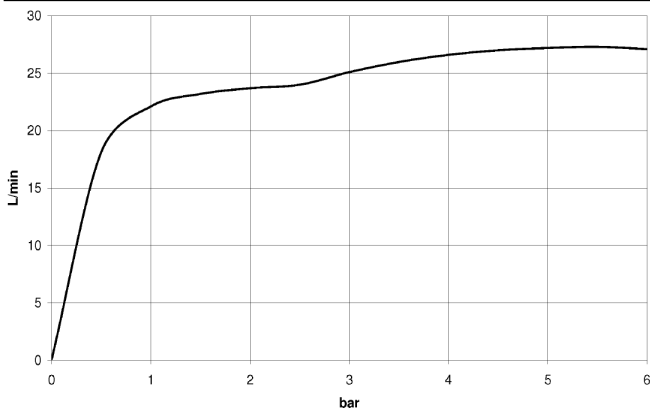


## WATER FALL Cascade spout for wall-mounted installation - Brushed Durabron (23kt Gold)

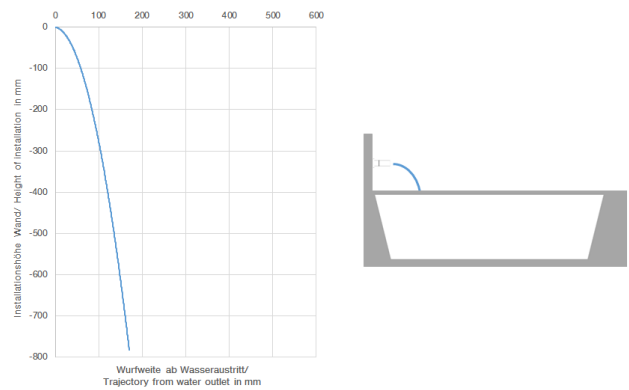
13 420 979 Product version from 4/1/2023  
mm [inches]



Flow rate chart



Trajectory length diagram



### Codes & Standards

ASME  
A112.18.1/CSA  
B125.1

DIN 4109

ISO 3822

Scottish Water  
Byelaws

UK Water Supply  
Regulations

Ü-Zeichen



## WATER FALL Cascade spout for wall-mounted installation - Brushed Durabrass (23kt Gold)

---

13 420 979 Product version from 4/1/2023

### Certificates

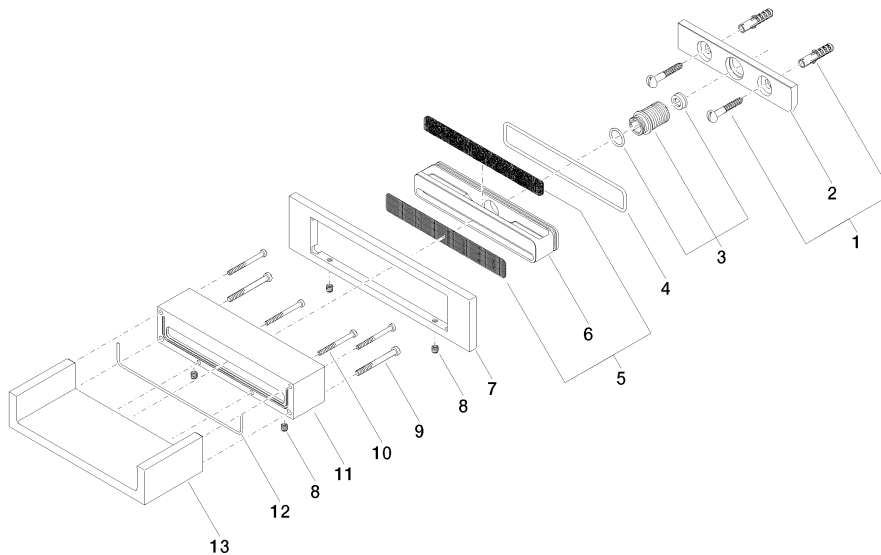
---

LGA\_18

WRAS\_2111

## WATER FALL Cascade spout for wall-mounted installation - Brushed Durabronz (23kt Gold)

13 420 979 Product version from 4/1/2023



### Spare parts list

Number	Item Number	Designation	Number of units	Lead time
1	04 30 31 024 01 90	fixing set	1	2
2	09 17 97 056 90	holder	1	2
3	90 24 05 008 00 90	nipple set	1	2
4	09 14 10 504 90	seal	1	2
5	90 29 30 040 00 90	insert	1	2
6	09 17 11 044 20 90	distributor	1	2
7	09 27 97 034-28	rosette	1	20
8	09 31 11 049 90	pin	4	2
9	09 30 30 147 90	screw	2	2
10	09 30 30 086 90	screw	4	2
11	09 30 01 104-28	casing	1	20
12	09 14 03 504 90	seal	1	2
13	09 11 94 046-28	spout	1	20