



META Tub spout without diverter for freestanding installation - Brushed Platinum

13 672 661 Product version from 5/27/2021



- 11-1/8" Projection
- Round aerator
- Total height 31-7/8" - 34-5/8"
- Height to aerator/spout outlet 26-3/8" - 29-1/8"
- Flanges Ø 5-3/8"
- Water flow rate limited to max. 7.6 gpm

	Brushed Platinum	13 672 661-06
	Chrome	13 672 661-00
	Dark Chrome	13 672 661-19
	Light gold	13 672 661-26
	Brushed Light Gold	13 672 661-27
	Matte Black	13 672 661-33
	Brushed Bronze	13 672 661-42
	Brushed Chrome	13 672 661-93
	Brushed Dark Platinum	13 672 661-99

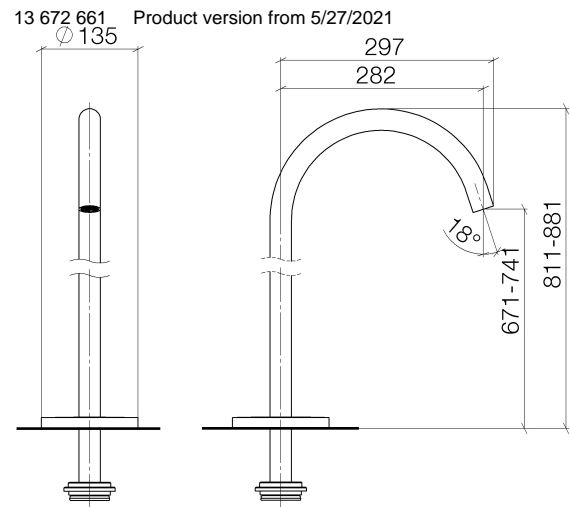
Required article



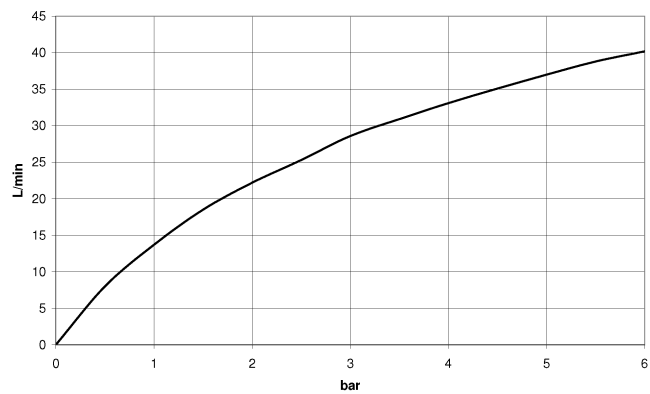
- Floor mounting rough set -** 35 949 970-90
- Max. rough in depth " 0010
 - Min. rough in depth "



META Tub spout without diverter for freestanding installation - Brushed Platinum



Flow rate chart



Codes & Standards

ASME A112.18.1	ASME A112.18.1/CSA B125.1	cUPC	DIN 4109
ISO 3822	Scottish Water Byelaws	UK Water Supply Regulations	Ü-Zeichen



META Tub spout without diverter for freestanding installation - Brushed
Platinum

13 672 661 Product version from 5/27/2021

Certificates

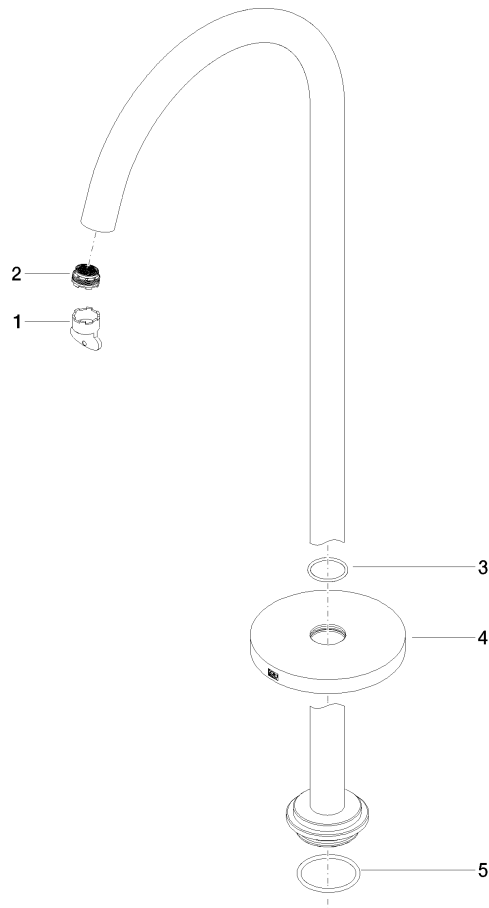
LGA_18

WRAS_2001

IAPMO_4976

META Tub spout without diverter for freestanding installation - Brushed Platinum

13 672 661 Product version from 5/27/2021



Spare parts list

Number	Item Number	Designation	Number of units	Lead time
1	04 30 09 027 00 90	key	1	2
2	09 29 03 127 90	aerator	1	60
3	09 14 10 101 90	seal	1	2
4	09 27 85 003-06	rosette	1	10
5	09 14 10 084 90	seal	1	2