













META Tub spout without diverter for freestanding installation - Brushed Chrome

META

13 672 661 Product version up to 5/27/2021



- 11-1/8" Projection
- Round aerator
- Total height 31-7/8" - 34-5/8"
- Height to aerator/spout outlet 26-3/8" - 29-1/8"
- Flanges Ø 5-3/8"
- Water flow rate limited to max. 7.6 gpm

	Brushed Chrome	13 672 661-93
	Chrome	13 672 661-00
	Brushed Platinum	13 672 661-06
	Dark Chrome	13 672 661-19
	Light gold	13 672 661-26
	Brushed Light Gold	13 672 661-27
	Matte Black	13 672 661-33
	Brushed Dark Brass	13 672 661-39
	Brushed Bronze	13 672 661-42
	Brushed Dark Platinum	13 672 661-99



Flow rate chart



Codes & Standards

ASME A112.18.1	cUPC	DIN 4109	ISO 3822
----------------	------	----------	----------

Scottish Water Byelaws	UK Water Supply Regulations	Ü-Zeichen
---------------------------	--------------------------------	-----------



META Tub spout without diverter for freestanding installation - Brushed Chrome

META

13 672 661 Product version up to 5/27/2021

Certificates and sustainability

LGA_18

IAPMO_4976

WRAS_250402

13 672 661 Product version up to 5/27/2021

Parts for other finishes can be found here: [Chrome](#)



Spare parts list

Number	Item Number	Designation	Number of units	Lead time
2	09 29 03 127 90	aerator	1.00	60
3	09 14 10 101 90	seal	1.00	2
5	09 14 10 084 90	seal	1.00	2
4	09 27 85 003-93	rosette	1.00	20
1	04 30 09 027 00 90	key	1.00	2