











META Tub spout without diverter for freestanding installation - Brushed Dark Platinum

META

13 672 661    Product version from 5/27/2021



- 11-1/8" Projection
- Round aerator
- Total height 31-7/8" - 34-5/8"
- Height to aerator/spout outlet 26-3/8" - 29-1/8"
- Flanges Ø 5-3/8"
- Water flow rate limited to max. 7.6 gpm

	Brushed Dark Platinum	13 672 661-99
	Chrome	13 672 661-00
	Brushed Platinum	13 672 661-06
	Dark Chrome	13 672 661-19
	Light gold	13 672 661-26
	Brushed Light Gold	13 672 661-27
	Matte Black	13 672 661-33
	Brushed Dark Brass	13 672 661-39
	Brushed Bronze	13 672 661-42
	Brushed Chrome	13 672 661-93

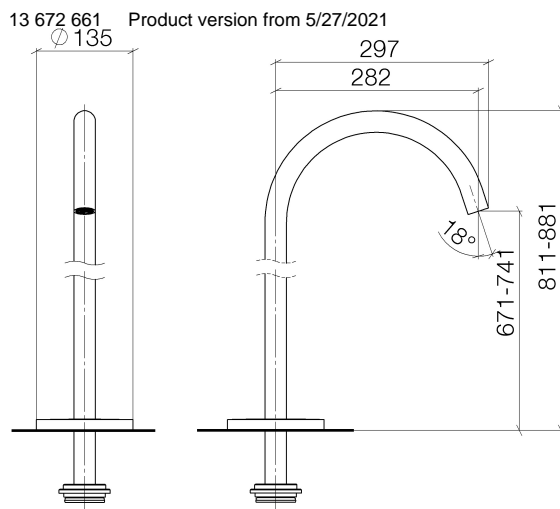
Required article



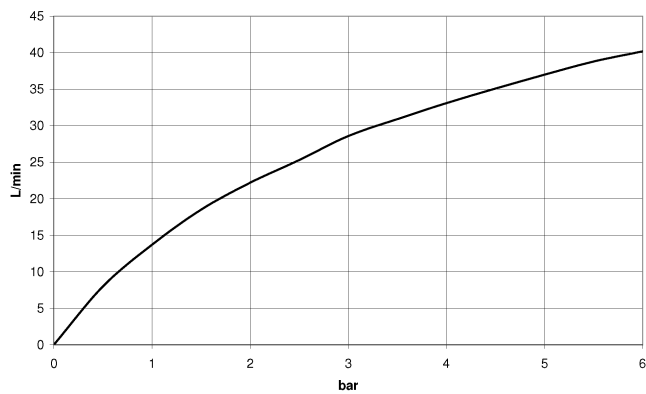
- Floor mounting rough set -**  
•Min. rough in depth 3-1/8"  
•Max. rough in depth 5-7/8"
- 35 949 970-90  
0010

## META Tub spout without diverter for freestanding installation - Brushed Dark Platinum

META



### Flow rate chart



### Codes & Standards

DIN 4109

ISO 3822

Scottish Water  
Byelaws

UK Water Supply  
Regulations

### Ü-Zeichen



META Tub spout without diverter for freestanding installation - Brushed Dark  
Platinum

META

---

13 672 661 Product version from 5/27/2021

Certificates and sustainability

---

LGA\_18

WRAS\_250402



## Spare parts list

Number	Item Number	Designation	Number of units	Lead time
2	09 29 03 127 90	aerator	1.00	60
3	09 14 10 101 90	seal	1.00	2
1	04 30 09 027 00 90	key	1.00	2
5	09 14 10 084 90	seal	1.00	2
4	09 27 85 003-99	rosette	1.00	60