










MEM Tub spout without diverter for freestanding installation - Chrome

MEM

13 672 780 Product version from 9/30/2005



- 11" Projection
- Cascade
- Total height 32-5/8" - 35-3/8"
- Height to aerator/spout outlet 26-1/8" - 28-7/8"
- Flange 5-1/8" x 5-1/8"
- Water flow rate limited to max. 12.6 gpm

	Chrome	13 672 780-00
	Brushed Platinum	13 672 780-06
	Platinum	13 672 780-08
	Dark Chrome	13 672 780-19
	Brushed Durabronze (23kt Gold)	13 672 780-28
	Brushed Champagne (22kt Gold)	13 672 780-46
	Champagne (22kt Gold)	13 672 780-47

Required article



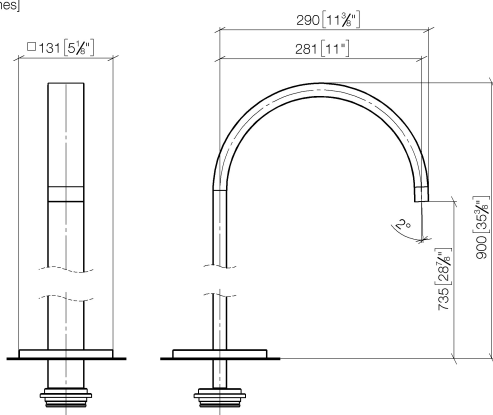
- Floor mounting rough set -** 35 949 970-90
- Max. rough in depth 5-7/8" 0010
  - Min. rough in depth 3-1/8"

## MEM Tub spout without diverter for freestanding installation - Chrome

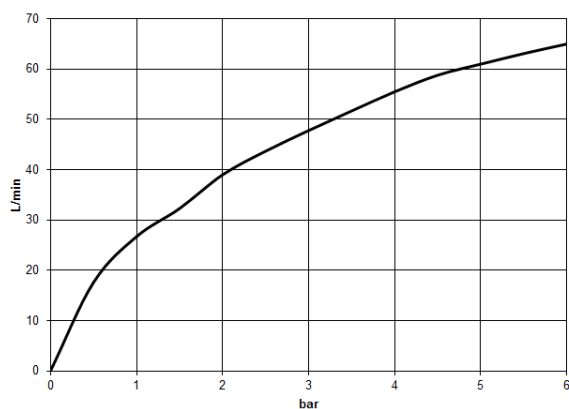
MEM

13 672 780 Product version from 9/30/2005

mm [inches]



### Flow rate chart



### Codes & Standards

ASME A112.18.1

cUPC

DIN 4109

ISO 3822

Scottish Water  
Byelaws

UK Water Supply  
Regulations

Ü-Zeichen



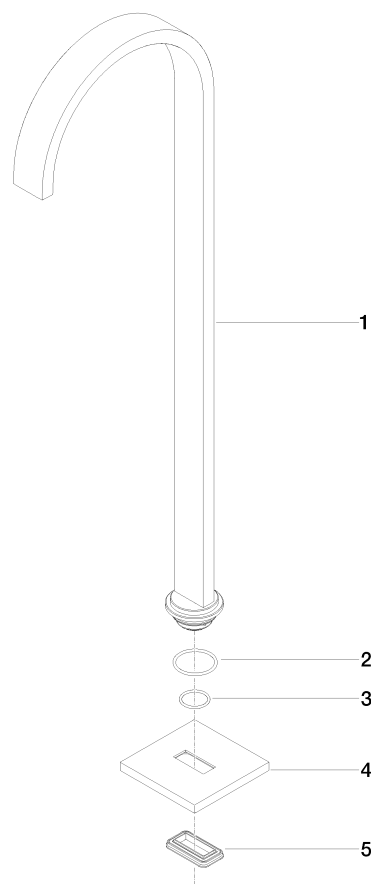
MEM Tub spout without diverter for freestanding installation - Chrome

MEM

13 672 780    Product version from 9/30/2005

Certificates and sustainability

IAPMO_4976	WRAS_2005	LGA_18	WRAS_250602
------------	-----------	--------	-------------



### Spare parts list

Number	Item Number	Designation	Number of units	Lead time
5	09 14 03 106 90	seal	1.00	2
2	09 14 10 084 90	seal	1.00	2
1	04 28 22 183 00-00	spout	1.00	60
4	09 27 78 022-00	rosette	1.00	10
3	09 14 10 018 90	seal	1.00	2