










MEM Tub spout without diverter for freestanding installation - Dark Chrome

MEM

13 672 780

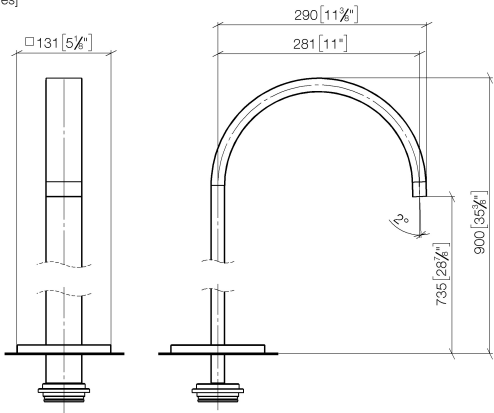


- 11" Projection
- Cascade
- Total height 32-5/8" - 35-3/8"
- Height to aerator/spout outlet 26-1/8" - 28-7/8"
- Flange 5-1/8" x 5-1/8"
- Water flow rate limited to max. 12.6 gpm

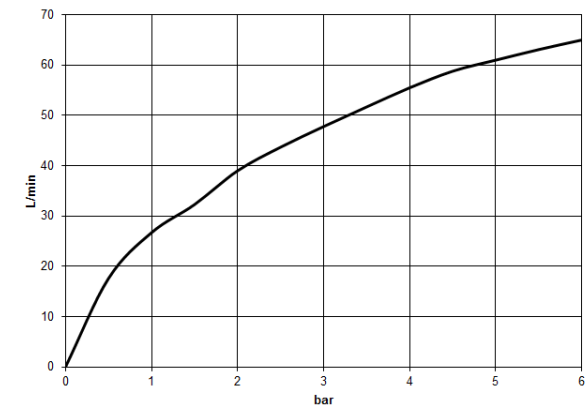
	Dark Chrome	13 672 780-19
	Chrome	13 672 780-00
	Brushed Platinum	13 672 780-06
	Platinum	13 672 780-08
	Brushed Durabrass (23kt Gold)	13 672 780-28
	Brushed Champagne (22kt Gold)	13 672 780-46
	Champagne (22kt Gold)	13 672 780-47

13 672 780

mm [inches]



Flow rate chart



Codes & Standards

ASME A112.18.1	cUPC	DIN 4109	ISO 3822
Scottish Water Byelaws	UK Water Supply Regulations	Ü-Zeichen	



MEM Tub spout without diverter for freestanding installation - Dark Chrome

MEM

13 672 780

Certificates and sustainability

IAPMO_4976	LGA_18	WRAS_250602
------------	--------	-------------

13 672 780

Parts for other
finishes can be found
here: [Chrome](#)

